

**CLEARVIEW LOCAL
SCHOOL DISTRICT
LORAIN COUNTY, OHIO**

SINGLE AUDIT REPORT

**FOR THE FISCAL YEAR
ENDED JUNE 30, 2022**

Zupka & Associates
Certified Public Accountants

**CLEARVIEW LOCAL SCHOOL DISTRICT
LORAIN COUNTY, OHIO
SINGLE AUDIT REPORT
FOR THE FISCAL YEAR ENDED JUNE 30, 2022**

TABLE OF CONTENTS

	<u>PAGE</u>
Independent Auditor's Report	1-3
Management Discussion and Analysis	5-11
Statement of Net Position – Cash Basis	13
Statement of Activities – Cash Basis	14
Statement of Assets and Fund Balances – Cash Basis	15
Statement of Receipts, Disbursements, and Changes in Fund Balances –	
Cash Basis – Governmental Funds	16
Budget Basis and Actual – General Fund	17
Statement of Fiduciary Net Position – Cash Basis – Custodial Funds	18
Statement of Changes in Fiduciary Net Position – Cash Basis – Custodial Funds	19
Notes to the Basic Financial Statements	20-55
Schedule of Expenditures of Federal Awards	56
Notes to the Schedule of Expenditures of Federal Awards	57
Independent Auditor's Report on Internal Control Over Financial Reporting and on Compliance and Other Matters Based on an Audit of Financial Statements Performed in Accordance with <i>Government Auditing Standards</i>	58-59
Independent Auditor's Report on Compliance for Each Major Federal Program and on Internal Control Over Compliance Required by the Uniform Guidance	60-62
Schedule of Findings and Questioned Costs	63-64
Schedule of Prior Audit Findings and Recommendations	65
Independent Auditor's Report on Applying Agreed-Upon Procedures	66-68

INDEPENDENT AUDITOR'S REPORT

Members of the Board of Education
Clearview Local School District
Lorain, Ohio

The Honorable Keith Faber
Auditor of State
State of Ohio

Report on the Financial Statements

Opinions

We have audited the accompanying cash basis financial statements of the governmental activities, each major fund, and the aggregate remaining fund information of the Clearview Local School District, Lorain County, Ohio (the District), as of and for the year ended June 30, 2022, and the related notes to the financial statements, which collectively comprise the District's basic financial statements as listed in the table of contents.

In our opinion, the financial statements referred to above present fairly, in all material respects, the respective cash basis financial position of the governmental activities, each major fund, and the aggregate remaining fund information of the Clearview Local School District as of June 30, 2022, and the respective changes in cash basis financial position thereof for the year then ended in accordance with the cash basis of accounting described in Note 2.

Basis for Opinions

We conducted our audit in accordance with auditing standards generally accepted in the United States of America (GAAS) and the standards applicable to financial audits contained in *Government Auditing Standards*, issued by the Comptroller General of the United States. Our responsibilities under those standards are further described in the Auditor's Responsibilities for the Audit of the Financial Statements section of our report. We are required to be independent of the District, and to meet our other ethical responsibilities, in accordance with the relevant ethical requirements relating to our audit. We believe that the audit evidence we have obtained is sufficient and appropriate to provide a basis for our audit opinions.

Emphasis of Matter

Ohio Administrative Code 117-2-03(B) requires the District to prepare its annual financial report in accordance with accounting principles generally accepted in the United States of America. We draw attention to Note 2 of the financial statements, which describes the basis of accounting. The financial statements are prepared on the cash basis of accounting, which is a basis of accounting other than accounting principles generally accepted in the United State of America. Also, as discussed in Note 19 to the basic financial statements, the financial impact of COVID-19 and the continuing emergency measures may impact subsequent periods of the District. Our opinion is not modified with respect to these matters.

Responsibilities of Management for the Financial Statements

Management is responsible for the preparation and fair presentation of the financial statements in accordance with the cash basis of accounting described in Note 2, and for determining that the cash basis of accounting is an acceptable basis for preparation of the financial statements in the circumstances. Management is also responsible for the design, implementation, and maintenance of internal control relevant to the preparation and fair presentation of financial statements that are free from material misstatement, whether due to fraud or error.

In preparing the financial statements, management is required to evaluate whether there are conditions or events, considered in the aggregate, that raise substantial doubt about the District's ability to continue as a going concern for twelve months beyond the financial statement date, including any currently known information that may raise substantial doubt shortly thereafter.

Auditor's Responsibilities for the Audit of the Financial Statements

Our objectives are to obtain reasonable assurance about whether the financial statements as a whole are free from material misstatement, whether due to fraud or error, and to issue an auditor's report that includes our opinions. Reasonable assurance is a high level of assurance but is not absolute assurance and therefore is not a guarantee that an audit conducted in accordance with GAAS and *Government Auditing Standards* will always detect a material misstatement when it exists. The risk of not detecting a material misstatement resulting from fraud is higher than for one resulting from error, as fraud may involve collusion, forgery, intentional omissions, misrepresentations, or the override of internal control. Misstatements are considered material if there is a substantial likelihood that, individually or in the aggregate, they would influence the judgment made by a reasonable user based on the financial statements.

In performing an audit in accordance with GAAS and *Government Auditing Standards*, we

- exercise professional judgment and maintain professional skepticism throughout the audit.
- identify and assess the risks of material misstatement of the financial statements, whether due to fraud or error, and design and perform audit procedures responsive to those risks. Such procedures include examining, on a test basis, evidence regarding the amounts and disclosures in the financial statements.
- obtain an understanding of internal control relevant to the audit in order to design audit procedures that are appropriate in the circumstances, but not for the purpose of expressing an opinion on the effectiveness of the District's internal control. Accordingly, no such opinion is expressed.
- evaluate the appropriateness of accounting policies used and the reasonableness of significant accounting estimates made by management, as well as evaluate the overall presentation of the financial statements.
- conclude whether, in our judgment, there are conditions or events, considered in the aggregate, that raise substantial doubt about the District's ability to continue as a going concern for a reasonable period of time.

We are required to communicate with those charged with governance regarding, among other matters, the planned scope and timing of the audit, significant audit findings, and certain internal control-related matters that we identified during the audit.

Supplementary Information

Our audit was conducted for the purpose of forming opinions on the financial statements that collectively comprise the District's basic financial statements.

The Schedule of Expenditures of Federal Awards is presented for purposes of additional analysis as required by Title 2 U.S. *Code of Federal Regulations (CFR) Part 200, Uniform Administrative Requirements, Cost Principles, and Audit Requirements for Federal Awards*, and is not a required part of the basic financial statements. Such information is the responsibility of management and was derived from and relates directly to the underlying accounting and other records used to prepare the basic financial statements. The information has been subjected to the auditing procedures applied to the basic financial statements and certain additional procedures, including comparing and reconciling such information directly to the underlying accounting and other records used to prepare the basic financial statements or to the basic financial statements themselves, and other additional procedures in accordance with auditing standards generally accepted in the United States of America. In our opinion, the Schedule of Expenditures of Federal Awards is fairly stated, in all material respects, in relation to the basic financial statements as a whole.

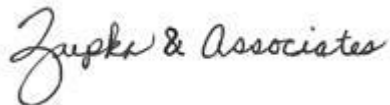
Other Information

We applied no procedures to management's discussion and analysis as listed in the table of contents. Accordingly, we express no opinion or any other assurance on it.

In connection with our audit of the basic financial statements, our responsibility is to read the other information and consider whether a material inconsistency exists between the other information and the basic financial statements, or the other information otherwise appears to be materially misstated. If, based on the work performed, we conclude that an uncorrected material misstatement of the other information exists, we are required to describe it in our report.

Other Reporting Required by Government Auditing Standards

In accordance with *Government Auditing Standards*, we have also issued our report dated December 16, 2022, on our consideration of the District's internal control over financial reporting and on our tests of its compliance with certain provisions of laws, regulations, contracts, and grants agreements and other matters. The purpose of that report is solely to describe the scope of our testing of internal control over financial reporting and compliance and the results of that testing, and not to provide an opinion on the effectiveness of the District's internal control over financial reporting or on compliance. That report is an integral part of an audit performed in accordance with *Government Auditing Standards* in considering the District's internal control over financial reporting and compliance.



Zupka & Associates
Certified Public Accountants

December 16, 2022

This page intentionally left blank.

**CLEARVIEW LOCAL SCHOOL DISTRICT
MANAGEMENT'S DISCUSSION AND ANALYSIS**

FOR THE YEAR ENDED JUNE 30, 2022

UNAUDITED

This discussion and analysis of the Clearview Local School District's (the School District) financial performance provides an overall review of the School District's financial activities for the fiscal year ended June 30, 2022, within the limitations of the cash basis of accounting. Readers should also review the basic financial statements and notes to enhance their understanding of the School District's financial performance.

Financial Highlights

Key highlights for 2022 are as follows:

In total, net position decreased \$3,399,854 or 18.15%. The School District's general receipts, which are primarily property taxes and unrestricted state entitlements, make up 61.5% of the total cash received. Dependence on these two revenue sources is significant.

Using the Basic Financial Statements

This annual report is presented in a format consistent with the presentation requirements of Governmental Accounting Standards Board Statement No. 34, as applicable to the School District's cash basis of accounting.

Report Components

The statement of net position and the statement of activities provide information about the cash activities of the School District as a whole.

Fund financial statements provide a greater level of detail. Funds are created and maintained on the financial records of the School District as a way to segregate money whose use is restricted to a particular specified purpose. These statements present financial information by fund, presenting funds with the largest balances or most activity in separate columns.

The notes to the financial statements are an integral part of the government-wide and fund financial statements and provide expanded explanation and detail regarding the information reported in the statements.

Basis of Accounting

The basis of accounting is a set of guidelines that determine when financial events are recorded. The School District has elected to present its financial statements on a cash basis of accounting. This basis of accounting is a basis of accounting other than generally accepted accounting principles. Under the School District's cash basis of accounting, receipts and disbursements are recorded when cash is received or paid.

As a result of using the cash basis of accounting, certain assets and their related revenues (such as accounts receivable) and certain liabilities and their related expenses (such as accounts payable) are not recorded in the financial statements. Therefore, when reviewing the financial information and discussion within this report, the reader must keep in mind the limitations resulting from the use of the cash basis of accounting.

**CLEARVIEW LOCAL SCHOOL DISTRICT
MANAGEMENT'S DISCUSSION AND ANALYSIS**

FOR THE YEAR ENDED JUNE 30, 2022

UNAUDITED

Reporting the School District as A Whole

The statement of net position and the statement of activities reflect how the School District did financially during 2022, within the limitations of cash basis accounting. The statement of net position presents the cash balances of the governmental activities of the School District at fiscal year-end. The statement of activities compares cash disbursements with program receipts for each function or program of the School District's governmental activities. A function is a group of related activities designed to accomplish a major service or regulatory program for which the School District is responsible. Program receipts include charges paid by the recipient of the program's goods or services and grants and contributions restricted to meeting the operational or capital requirements of a particular program. General receipts are all receipts not classified as program receipts. The comparison of cash disbursements with program receipts identifies how each governmental function draws from the School District's general receipts.

These statements report the School District's cash position and the changes in cash position. Keeping in mind the limitations of the cash basis of accounting, you can think of these changes as one way to measure the School District's financial health. Over time, increases or decreases in the School District's cash position is one indicator of whether the School District's financial health is improving or deteriorating. When evaluating the School District's financial condition, you should also consider other nonfinancial factors such as the School District's property tax base, the condition of the School District's capital assets and infrastructure, the extent of the School District's debt obligations, the reliance on non-local financial resources for operations and the need for continued growth in the major local revenue sources such as property taxes.

In the statement of net position and the statement of activities, all of the School District activities are presented as governmental activities. All of the School District's programs and services are reported here including instruction, support services, non-instructional services, food services, extracurricular activities, capital outlay disbursements, and debt service.

Reporting the School District's Most Significant Funds

Fund financial statements provide detailed information about the School District's major funds – not the School District as a whole. The School District establishes separate funds to better manage its many activities and to help demonstrate that money that is restricted as to how it may be used is being spent for the intended purpose. The funds of the School District are split into two categories: governmental and fiduciary.

Governmental Funds – All of the School District's activities are reported in governmental funds. The governmental fund financial statements provide a detailed view of the School District's governmental operations and the basic services it provides. Governmental fund information helps determine whether there are more or less financial resources that can be spent to finance the School District's programs.

The School District's significant governmental funds are presented on the financial statements in separate columns. The information for non-major funds (funds whose activity or balances are not large enough to warrant separate reporting) is combined and presented in total in a single column. The School District's major governmental funds are the General Fund and Capital Projects Fund.

**CLEARVIEW LOCAL SCHOOL DISTRICT
MANAGEMENT'S DISCUSSION AND ANALYSIS**

FOR THE YEAR ENDED JUNE 30, 2022

UNAUDITED

Fiduciary Funds - Fiduciary funds are used to account for resources held for the benefit of parties outside the School District. Fiduciary funds are not reflected on the government-wide financial statements because the resources of these funds are not available to support the School District's programs.

The School District as a Whole

Table 1 provides a comparison of the School District's net position for fiscal year 2022 with fiscal year 2021:

Table 1 - Net Position

	2022	2021
ASSETS		
Equity in Pooled Cash and Cash Equivalents	\$ 15,331,139	\$ 18,730,993
Total Assets	15,331,139	18,730,993
 NET POSITION		
Restricted for:		
Capital Projects	4,279,965	3,201,551
Debt Services	326,555	318,245
Extracurricular Activities	158,754	168,043
Capital maintenance	208,050	216,482
State Funded Programs	476,283	915,873
Federally Funded Programs	-	79,271
Donations	63,341	46,631
Food Services	534,492	286,366
Other Purposes	730	730
Unrestricted	9,282,969	13,497,801
Total Net Position	\$ 15,331,139	\$ 18,730,993

As mentioned previously, net position of governmental activities decreased \$3,399,854 or 18.15% during fiscal year 2022 due to decrease in cash.

**CLEARVIEW LOCAL SCHOOL DISTRICT
MANAGEMENT'S DISCUSSION AND ANALYSIS**

FOR THE YEAR ENDED JUNE 30, 2022

UNAUDITED

Table 2 reflects the changes in net position for fiscal year 2022 compared with fiscal year 2021.

Table 2 - Change in Net Position		
	2022	2021
RECEIPTS		
Program Receipts:		
Charges for services and sales	\$ 2,220,414	\$ 4,062,564
Operating grants and contributions	6,838,210	4,930,083
Total Program Receipts	9,058,624	8,992,647
General Receipts:		
Property taxes	3,612,890	3,433,435
Payment in Lieu of Taxes	13,202	13,390
Grants and entitlements	10,653,208	9,695,954
Investment income	22,854	18,747
All other revenues	184,328	430,867
Total General Receipts	14,486,482	13,592,393
Total Receipts	23,545,106	22,585,040
DISBURSEMENTS		
Program Cash Disbursements:		
Instruction		
Regular	10,133,290	9,947,696
Special	2,278,900	2,053,886
Vocational	199,322	196,677
Other	8,080	3,221
Supporting Services:		
Pupils	1,068,526	1,009,515
Instructional Staff	278,119	264,484
Board of Education	24,307	21,796
Administration	1,626,105	1,570,462
Fiscal Services	477,555	439,277
Business	480,387	329,897
Operation and Maintenance of Plant	1,973,517	2,080,288
Pupil Transportation	791,085	512,180
Central	85,904	83,067
Operation of Non-Instructional Services:		
Food Service Operations	845,333	736,375
Other Operations	3,100	12,321
Extracurricular Activities	455,791	432,741
Capital Outlay	5,735,852	758,477
Debt service		
Principal	405,000	390,000
Interest	74,787	94,415
Total Disbursements	26,944,960	20,936,775
Change in Net Position	(3,399,854)	1,648,265
Net Position - Beginning of Year	18,730,993	17,082,728
Net Position - End of Year	\$ 15,331,139	\$ 18,730,993

**CLEARVIEW LOCAL SCHOOL DISTRICT
MANAGEMENT'S DISCUSSION AND ANALYSIS**

FOR THE YEAR ENDED JUNE 30, 2022

UNAUDITED

Program receipts represent only 38.5% in fiscal year 2022 and 39.8% in fiscal year 2021 of total receipts and are primarily represented by restricted intergovernmental receipts, charges for tuition and fees, extracurricular activities, and food service sales. Operating grants and contributions increased \$1,908,127 due to monies received related to ESSER grant. Charges for Services decreased \$1,842,150 due to a decrease in tuition fees.

General receipts represent 61.5% of total receipts in fiscal year 2022 and 60.2% in fiscal year 2021, and of this amount, 73.5% for fiscal year 2022 and 71.3% for fiscal year 2021 is the result of unrestricted grants and entitlements, which primarily represents State foundation resources. Property taxes make up 24.9% in fiscal year 2022 and 25.3% in fiscal year 2021 of the School District's general receipts. All other revenues decreased \$246,539 due to BWC refunds in 2021.

The major program disbursements for governmental activities are for instruction, which accounts for 46.8% of all governmental disbursements in fiscal year 2022 and 58.3% in fiscal year 2021. Other programs which support the instruction process, including pupil and instructional staff, administrative, maintenance, and pupil transportation account for approximately 25.3% of governmental disbursements in fiscal year 2022 and 30.1% in fiscal year 2021. Total Disbursements increased \$6,012,813 or 15.25% mainly due to the increase in capital outlay.

Governmental Activities - If you look at the Statement of Activities on page 14, you will see that the first column lists the major services provided by the School District. The next column identifies the costs of providing these services. The next two columns of the Statement of Activities entitled Program Cash Receipts identify amounts paid by people who are directly charged for the service and grants received by the School District that must be used to provide a specific service. The Net (Expenses) column compares the program receipts to the cost of the service. This "Net Cost" amount represents the cost of the service which ends up being paid from money provided by local taxpayers. These net costs are paid from the general receipts which are presented at the bottom of the Statement. A comparison between the total cost of services and the net cost is presented in Table 3 on the next page.

**CLEARVIEW LOCAL SCHOOL DISTRICT
MANAGEMENT'S DISCUSSION AND ANALYSIS**

FOR THE YEAR ENDED JUNE 30, 2022

UNAUDITED

Table 3

	Total Cost of Services 2022	Total Cost of Services 2021	Net Cost of Services 2022	Net Cost of Services 2021
Program expenses				
Instruction	\$ 12,619,592	\$ 12,201,480	\$ (6,802,395)	\$ (5,357,491)
Supporting Services:				
Pupils and Instructional Staff	1,346,645	1,273,999	187,859	(125,181)
Board of Education, Administration, Fiscal Services, and Business	2,608,354	2,361,432	(2,469,470)	(2,259,679)
Operation and Maintenance of Plant	1,973,517	2,080,288	(1,973,517)	(2,080,288)
Pupil Transportation	791,085	512,180	(462,553)	(441,224)
Central	85,904	83,067	(85,904)	(83,067)
Operation of Non-Instructional Services				
Food service operation	845,333	736,375	247,325	6,091
Other non-instructional	3,100	12,321	(3,100)	(12,321)
Extracurricular Activities	455,791	432,741	(308,942)	(348,076)
Capital Outlay	5,735,852	758,477	(5,735,852)	(758,477)
Debt service				
Principal	405,000	390,000	(405,000)	(390,000)
Interest	74,787	94,415	(74,787)	(94,415)
Total cost of service	<u>\$ 26,944,960</u>	<u>\$ 20,936,775</u>	<u>\$(17,886,336)</u>	<u>\$ (11,944,128)</u>

The dependence upon property taxes and other general receipts is apparent as 66.4% in fiscal year 2022 and 57.0% in fiscal year 2021 of governmental activities are supported through these general receipts. In fiscal year 2022, 53.9% and in fiscal year 2021, 43.9% of instruction activities are supported through taxes and other general revenues. Operation of food services was primarily funded by program revenues. In fiscal year 2022 and 2021, 32.2% and 19.6%, respectively, of extracurricular activities expenses are covered by program revenues. It is apparent that the community, as a whole, is the primary support for the School District.

The School District's Funds

The School District's governmental funds are accounted for using the cash basis of accounting. Total governmental funds had receipts of \$23,486,316, disbursements of \$26,944,960 and net other financing sources and uses of \$58,790 resulting in a decrease in fund balances of \$3,399,854.

The School District's General Fund balance decreased \$4,214,832 due to an increase in transfer out to capital projects fund and the district managed activities fund.

The School District's Capital Projects Fund balance increased \$1,000,000 due to transfers in.

General Fund Budgeting Highlights

The School District's budget is prepared according to Ohio law and is based upon accounting for certain transactions on a basis of cash receipts, disbursements, and encumbrances. The most significant budgeted fund is the General Fund.

During the course of fiscal year 2022, the School District amended its General Fund budget to reflect changing circumstances. Original and final budgeted revenues and other financing sources were budgeted at \$19,767,598 and \$23,387,838, respectively, while actual revenues and other sources was \$23,388,096.

**CLEARVIEW LOCAL SCHOOL DISTRICT
MANAGEMENT'S DISCUSSION AND ANALYSIS**

FOR THE YEAR ENDED JUNE 30, 2022

UNAUDITED

The \$258 difference between final and actual revenues and other sources was due to variances in multiple receipt categories, none of which were significant individually or in total.

Final expenditures and other uses were budgeted at \$ 32,400,753 while actual expenditures and other uses was \$32,069,667. The School District was able to restrict spending below what was anticipated. The School District experienced lower than expected expenditures of \$331,086. The School District appropriates conservatively in order to cover expenditures.

Debt Administration

Outstanding debt obligations of the School District consisted of:

	<u>2022</u>	<u>2021</u>
General Obligation Bonds	\$ 1,225,000	\$ 1,630,000
Total Outstanding Debt	<u>\$ 1,225,000</u>	<u>\$ 1,630,000</u>

Current Issues

The challenge for all School Districts is to provide quality education to the public while staying within the restrictions imposed by limited, and in some cases shrinking, funding. We rely heavily on local taxes and have very little industry to support the tax base. However, with the latest revaluation, slight increases in valuation have been realized. In fiscal year 2022, the School District also experienced a decrease in Open Enrollment.

Contacting the School District's Financial Management

This financial report is designed to provide our citizens, taxpayers, investors, and creditors with a general overview of the School District's finances and to reflect the School District's accountability for the monies it receives. If you have any questions about this report or need additional financial information, contact Mary Ann Nowak, Treasurer at Clearview Local District, 4700 Broadway Ave. Lorain, Ohio 44052.

This page was intentionally left blank.

**CLEARVIEW LOCAL SCHOOL DISTRICT
STATEMENT OF NET POSITION- CASH BASIS**

JUNE 30, 2022

	Governmental Activities
ASSETS	
Equity in Pooled Cash and Cash Equivalents	\$ 15,331,139
Total Assets	15,331,139
 NET POSITION	
Restricted:	
Capital Projects	4,279,965
Debt Services	326,555
Extracurricular Activities	158,754
Capital Maintenance	208,050
State Funded Programs	476,283
Donations	63,341
Food Services	534,492
Other Purposes	730
Unrestricted	9,282,969
Total Net Position	\$ 15,331,139

See accompanying notes to the basic financial statements.

**CLEARVIEW LOCAL SCHOOL DISTRICT
STATEMENT OF ACTIVITIES- CASH BASIS**

FOR THE YEAR ENDED JUNE 30, 2022

	Cash Disbursements	Program Receipts		Net (Expense) Receipts and Changes in Net Position Governmental Activities
		Charges for Services and Sales	Operating Grants and Contributions	
Governmental activities:				
Instruction:				
Regular	\$ 10,133,290	\$ 2,015,499	\$ 2,264,131	\$ (5,853,660)
Special	2,278,900	9,236	1,485,639	(784,025)
Vocational	199,322	-	42,286	(157,036)
Other	8,080	-	406	(7,674)
Supporting Services:				
Pupils	1,068,526	-	1,431,343	362,817
Instructional Staff	278,119	-	103,161	(174,958)
Board of Education	24,307	-	-	(24,307)
Administration	1,626,105	-	138,884	(1,487,221)
Fiscal Services	477,555	-	-	(477,555)
Business	480,387	-	-	(480,387)
Operation and Maintenance of Plant	1,973,517	-	-	(1,973,517)
Pupil Transportation	791,085	-	328,532	(462,553)
Central	85,904	-	-	(85,904)
Operation of Non-Instructional Services:				
Food Service Operations	845,333	54,984	1,037,674	247,325
Other Operations	3,100	-	-	(3,100)
Extracurricular Activities	455,791	140,695	6,154	(308,942)
Capital Outlay	5,735,852	-	-	(5,735,852)
Debt Service				
Principal	405,000	-	-	(405,000)
Interest	74,787	-	-	(74,787)
Total Governmental activities	\$ 26,944,960	\$ 2,220,414	\$ 6,838,210	(17,886,336)

General Receipts:

Property Taxes levied for:	
General Purposes	3,056,158
Debt Service	443,527
Capital Outlay	75,470
Classroom Facilities and Maintenance	37,735
Payments in Lieu of Taxes	13,202
Grants & Entitlements Not Restricted to Specific Programs	10,653,208
Investment Income	22,854
Gain on Sale of Assets	3,534
Miscellaneous	180,794
Total General Receipts	14,486,482
Change in Net Position	(3,399,854)
Net Position - Beginning of Year	18,730,993
Net Position - End of Year	\$ 15,331,139

See accompanying notes to the basic financial statements.

**CLEARVIEW LOCAL SCHOOL DISTRICT
STATEMENT OF ASSETS AND FUND BALANCES- CASH BASIS**

JUNE 30, 2022

	General	Capital Projects	Other Governmental Funds	Total Governmental Funds
ASSETS				
Equity in Pooled Cash and Cash Equivalents	\$ 9,282,969	\$ 4,000,000	\$ 2,048,170	\$ 15,331,139
Total Assets	<u>\$ 9,282,969</u>	<u>\$ 4,000,000</u>	<u>\$ 2,048,170</u>	<u>\$ 15,331,139</u>
 FUND BALANCES				
Restricted	-	4,000,000	2,048,170	6,048,170
Assigned	8,411,562	-	-	8,411,562
Unassigned	871,407	-	-	871,407
Total Fund Balances	<u>\$ 9,282,969</u>	<u>\$ 4,000,000</u>	<u>\$ 2,048,170</u>	<u>\$ 15,331,139</u>

See accompanying notes to the basic financial statements.

**CLEARVIEW LOCAL SCHOOL DISTRICT
STATEMENT OF RECEIPTS, DISBURSEMENTS AND CHANGES IN FUND BALANCES
CASH BASIS- GOVERNMENTAL FUNDS**

FOR THE YEAR ENDED JUNE 30, 2022

	General	Capital Projects	Other Governmental Funds	Total Governmental Funds
RECEIPTS				
Property Taxes	\$ 3,056,158	\$ -	\$ 556,732	\$ 3,612,890
Intergovernmental	13,268,136	-	4,194,869	17,463,005
Interest	21,237	-	1,617	22,854
Tuition and Fees	2,024,735	-	-	2,024,735
Extracurricular Activities	27,491	-	113,204	140,695
Charges for Services	-	-	54,984	54,984
Contributions and Donations	-	-	28,413	28,413
Payments in Lieu of Taxes	13,202	-	-	13,202
Miscellaneous	110,791	-	14,747	125,538
Total Receipts	18,521,750	-	4,964,566	23,486,316
DISBURSEMENTS				
Current:				
Instruction:				
Regular	8,552,736	-	1,580,554	10,133,290
Special	1,720,649	-	558,251	2,278,900
Vocational	198,223	-	1,099	199,322
Other	-	-	8,080	8,080
Supporting Services:				
Pupils	1,050,233	-	18,293	1,068,526
Instructional Staff	177,457	-	100,662	278,119
Board of Education	24,307	-	-	24,307
Administration	1,473,105	-	153,000	1,626,105
Fiscal Services	462,478	-	15,077	477,555
Business	480,387	-	-	480,387
Operation and Maintenance of Plant	1,883,937	-	89,580	1,973,517
Pupil Transportation	786,250	-	4,835	791,085
Central	85,904	-	-	85,904
Operation of Non-Instructional Services:				
Food Service Operations	-	-	845,333	845,333
Other Non-Instructional Services	-	-	3,100	3,100
Extracurricular Activities	319,141	-	136,650	455,791
Capital Outlay	4,805,897	-	929,955	5,735,852
Debt Service:				
Principal Retirement	-	-	405,000	405,000
Interest and Fiscal Charges	-	-	74,787	74,787
Total Disbursements	22,020,704	-	4,924,256	26,944,960
Excess of Receipts Over (Under) Disbursements	(3,498,954)	-	40,310	(3,458,644)
OTHER FINANCING SOURCES				
Disposal of Assets	3,502	-	32	3,534
Refund of Prior Year Expenditures	55,256	-	-	55,256
Advances In	324,555	-	68,691	393,246
Advances Out	(68,691)	-	(324,555)	(393,246)
Transfers In	-	1,000,000	30,500	1,030,500
Transfers Out	(1,030,500)	-	-	(1,030,500)
Total Other Financing Sources	(715,878)	1,000,000	(225,332)	58,790
Net Change in Fund Balances	(4,214,832)	1,000,000	(185,022)	(3,399,854)
Fund Balances - Beginning of Year	13,497,801	3,000,000	2,233,192	18,730,993
Fund Balances - End of Year	\$ 9,282,969	\$ 4,000,000	\$ 2,048,170	\$ 15,331,139

See accompanying notes to the basic financial statements.

CLEARVIEW LOCAL SCHOOL DISTRICT
STATEMENT OF RECEIPTS, DISBURSEMENTS AND CHANGES IN FUND BALANCES
BUDGET BASIS AND ACTUAL- GENERAL FUND

FOR THE YEAR ENDED JUNE 30, 2022

	Budgeted Amounts		Actual	Variance with Final Budget Positive (Negative)
	Original	Final		
Revenues				
Property Taxes	\$ 3,255,465	\$ 3,056,158	\$ 3,056,158	\$ -
Intergovernmental	10,020,144	13,268,136	13,268,136	-
Interest	16,038	21,237	21,237	-
Tuition	1,529,087	2,024,735	2,024,735	-
Extracurricular Activities	19,221	25,451	25,451	-
Payments in Lieu of Taxes	9,970	13,202	13,202	-
Miscellaneous	82,991	109,635	109,893	258
Total Revenues	\$ 14,932,916	\$ 18,518,554	\$ 18,518,812	\$ 258
Expenditures				
Current:				
Instruction				
Regular	8,315,523	10,157,873	8,534,051	1,623,822
Special	1,675,882	2,047,464	1,720,831	326,633
Vocational	196,474	239,281	202,781	36,500
Supporting Services				
Pupils	1,004,992	1,227,677	1,034,766	192,911
Instructional Staff	172,531	210,853	177,607	33,246
Board of Education	23,632	28,881	24,544	4,337
Administration	1,432,968	1,751,092	1,478,632	272,460
Fiscal Services	452,518	552,392	469,108	83,284
Business	565,598	669,340	587,623	81,717
Operation and Maintenance of Plant	2,228,372	2,635,217	2,550,849	84,368
Pupil Transportation	987,746	1,161,657	820,282	341,375
Central	81,606	99,732	83,936	15,796
Extracurricular Activities	310,281	379,201	319,141	60,060
Capital Outlay	3,515,657	4,294,366	7,119,795	(2,825,429)
Total Expenditures	20,963,780	25,455,026	25,123,946	331,080
Excess of Revenues Over				
Excess of Revenues Over (Under) Expenditures	(6,030,864)	(6,936,472)	(6,605,134)	331,338
Other Financing Sources (Uses)				
Sale of Capital Assets	2,645	3,502	3,502	-
Refund of Prior Year Expenditures	41,730	55,256	55,256	-
Refund of Prior Year Receipts	(33)	(40)	(34)	6
Advances In	62,378	82,597	82,597	-
Transfers In	4,727,929	4,727,929	4,727,929	-
Transfers Out	(6,945,687)	(6,945,687)	(6,945,687)	-
Total Other Financials Sources (Uses)	(2,111,038)	(2,076,443)	(2,076,437)	6
Net Change in Fund Balance	(8,141,902)	(9,012,915)	(8,681,571)	331,344
Fund Balance - Beginning of Year	12,924,369	12,924,369	12,924,369	-
Prior Year Encumbrances	743,918	743,918	743,918	-
Fund Balance - End of Year	\$ 5,526,385	\$ 4,655,372	\$ 4,986,716	\$ 331,344

See accompanying notes to the basic financial statements.

**CLEARVIEW LOCAL SCHOOL DISTRICT
STATEMENT OF FIDUCIARY NET POSITION- CASH BASIS
CUSTODIAL FUNDS**

JUNE 30, 2022

	Custodial Fund
ASSETS	
Equity in Pooled Cash and Cash Equivalents	\$ 10,471
Total Assets	10,471
 NET POSITION	
Restricted For:	
Individuals, Organizations, and Other Governments	10,471
Total Net Position	\$ 10,471

See accompany notes to the basic financial statements.

**CLEARVIEW LOCAL SCHOOL DISTRICT
STATEMENT OF CHANGES IN FIDUCIARY NET POSITION- CASH BASIS
CUSTODIAL FUNDS**

FOR THE YEAR ENDED JUNE 30, 2022

	Custodial Fund
ADDITIONS	
Total Additions	\$ 6,517
DEDUCTIONS	
Total Deductions	6,517
Net Increase (Decrease) in Fiduciary Net Position	-
Net Position - Beginning of Year	10,471
Net Position - End of Year	\$ 10,471

See accompany notes to the basic financial statements.

**CLEARVIEW LOCAL SCHOOL DISTRICT
NOTES TO THE BASIC FINANCIAL STATEMENTS**

FOR THE FISCAL YEAR ENDED JUNE 30, 2022

NOTE 1 - REPORTING ENTITY

Clearview Local District (the School District) was established for the purpose of exercising the rights and privileges conveyed to it by the constitution and laws of the State of Ohio. The School District is a local school district as defined by Section 3311.03 of the Ohio Revised Code. The School District operates under an elected Board of Education consisting of five members and is responsible for providing public education to residents of the School District.

The School District is located in Lorain County and includes all of Sheffield Township and portions of the City of Lorain. It is staffed by 75 classified employees, 107 certified teaching personnel, and 18 administrative employees who provide services to 1,351 students and other community members. The School District currently operates three instructional buildings, one bus garage and one administrative facility.

A reporting entity is comprised of the primary government, component units, and other organizations that are included to ensure the financial statements are not misleading. The primary government of the School District consists of all funds, departments, boards, and agencies that are not legally separate from the School District. For the School District, this includes general operations, food service, and student related activities of the School District.

Component units are legally separate organizations for which the School District is financially accountable. The School District is financially accountable for an organization if the School District appoints a voting majority of the organizations' governing board and, 1) the School District is able to significantly influence the programs or services performed or provided by the organization; or 2) the School District is legally entitled to or can otherwise access the organizations' resources; the School District is legally obligated or has otherwise assumed the responsibility to finance the deficits of or provided financial support to the organization; or the School District is obligated for the debt of the organization. Component units may also include organizations that are fiscally dependent on the School District in that the School District approves the budget, the issuance of debt, or the levying of taxes.

Blended component units, although legally separated entities are, in substance, part of the School District's operations and so data from these units are combined with data of the School District. The School District has no component units.

The School District is associated with Metropolitan Educational Technology Association (META), the Lake Erie Regional Council of Governments, the Lorain County Joint Vocational School District, and the Ohio Schools Council, which are considered to be jointly governed organizations. These organizations and their relationships with the School District are described in more detail in Note 12 to these financial statements.

The School District's management believes these financial statements present all activities for which the School District is financially accountable.

**CLEARVIEW LOCAL SCHOOL DISTRICT
NOTES TO THE BASIC FINANCIAL STATEMENTS**

FOR THE FISCAL YEAR ENDED JUNE 30, 2022

NOTE 2 - SUMMARY OF SIGNIFICANT ACCOUNTING POLICIES

As discussed further in the Basis of Accounting section of this note, these financial statements are presented on the cash basis of accounting. This cash basis of accounting differs from accounting principles generally accepted in the United States of America (GAAP). Generally accepted accounting principles include all relevant Governmental Accounting Standards Board (GASB) pronouncements, which have been applied to the extent they are applicable to the cash basis of accounting. Following are the more significant of the School District's accounting policies.

A. BASIS OF PRESENTATION

The School District's basic financial statements consist of government-wide financial statements, including a statement of net position and a statement of activities, and fund financial statements which provide a more detailed level of financial information.

Government-Wide Financial Statements

The statement of net position and the statement of activities display information about the School District as a whole. These statements include the financial activities of the primary government, except for fiduciary funds.

The statement of net position presents the cash balance of the governmental activities of the School District at fiscal year-end. The statement of activities compares disbursements with program receipts for each function or program of the School District's governmental activities. Disbursements are reported by function. A function is a group of related activities designed to accomplish a major service or regulatory program for which the government is responsible. Program receipts include charges paid by the recipient of the program's goods or services, grant and contributions restricted to meeting the operational or capital requirements of a particular program, and receipts of interest earned on grants that are required to be used to support a particular program. General receipts are all receipts not classified as program receipts, with certain limited exceptions. The comparison of direct disbursements with program receipts identifies the extent to which each governmental function is self-financing on a cash basis or draws from the School District's general receipts.

Fund Financial Statements

During the fiscal year, the School District segregates transactions related to certain School District functions or activities in separate funds in order to aid financial management and to demonstrate legal compliance. Fund financial statements are designed to present financial information of the School District at this more detailed level. The focus of governmental fund financial statements is on major funds. Each major fund is presented in a separate column. Nonmajor funds are aggregated and presented in a single column. Fiduciary funds are reported by type.

**CLEARVIEW LOCAL SCHOOL DISTRICT
NOTES TO THE BASIC FINANCIAL STATEMENTS
FOR THE FISCAL YEAR ENDED JUNE 30, 2022**

NOTE 2 - SUMMARY OF SIGNIFICANT ACCOUNTING POLICIES (continued)

B. FUND ACCOUNTING

The School District uses funds to maintain its financial records during the fiscal year. A fund is defined as a fiscal and accounting entity with a self-balancing set of accounts. The funds of the School District are divided into the categories of governmental and fiduciary.

Governmental Funds

The School District classifies funds financed primarily from taxes, intergovernmental receipts (e.g., grants), and other nonexchange transactions as governmental funds. The following are the School District's major fund:

General Fund - The General Fund accounts for and reports all financial resources not accounted for and reported in another fund. The General Fund balance is available to the School District for any purpose provided it is expended or transferred according to the general laws of Ohio.

Capital Projects Fund- The Capital Projects Fund accounts for all transactions relating to the acquiring or constructing of capital facilities, other capital assets, and future school improvement projects.

The other governmental funds of the School District account for and report grants and other resources whose use is restricted, committed or assigned to a particular purpose.

Fiduciary Funds

Fiduciary fund reporting focuses on net position and changes in net position. The fiduciary fund category is split into four classifications: pension trust funds, investment trust funds, private purpose trust funds, and custodial funds. Trust funds are used to account for assets held by the School District under a trust agreement for individuals, private organizations, or other governments and are not available to support the School District's own programs. The School District has no trust funds. Custodial funds are used to report fiduciary activities that are not reported in a trust fund. The custodial fund is used to account for Ohio High School Athletic Association (OHSAA) tournament activity.

C. BASIS OF ACCOUNTING

The School District's financial statements are prepared using the cash basis of accounting. Receipts are recorded in the School District's financial records and reported in the financial statements when cash is received rather than when earned and disbursements are recorded when cash is paid rather than when a liability is incurred. Any such modifications made by the School District are described in the appropriate section in this note.

As a result of the use of this cash basis of accounting, certain assets and their related revenues (such as accounts receivable and revenue for billed or provided services not yet collected) and certain liabilities and their related expenses (such as accounts payable and expenses for goods or services received but not yet paid, and accrued expenses and liabilities) are not recorded in these financial statements.

**CLEARVIEW LOCAL SCHOOL DISTRICT
NOTES TO THE BASIC FINANCIAL STATEMENTS**

FOR THE FISCAL YEAR ENDED JUNE 30, 2022

NOTE 2 - SUMMARY OF SIGNIFICANT ACCOUNTING POLICIES (continued)

D. BUDGETARY PROCESS

All funds, except custodial funds, are legally required to be budgeted and appropriated. The major documents prepared are the tax budget, the certificate of estimated resources, and the appropriations resolution, all of which are prepared on the budgetary basis of accounting. The tax budget demonstrates a need for existing or increased tax rates. The certificate of estimated resources establishes a limit on the amount the Board of Education may appropriate. The appropriations resolution is the Board's authorization to spend resources and sets annual limits on cash disbursements plus encumbrances at the level of control selected by the Board. The legal level of control has been established by the Board at the fund level for all funds.

The certificate of estimated resources may be amended during the fiscal year if projected increases or decreases in receipts are identified by the Treasurer. The amounts reported as the original budgeted amounts on the budgetary statements reflect the amounts on the certificate of estimated resources when the original appropriations were adopted. The amounts reported as the final budgeted amounts on the budgetary statements reflect the amounts on the amended certificate of estimated resources in effect at the time final appropriations were passed by the Board.

The appropriation resolution is subject to amendment throughout the year with the restriction that appropriations cannot exceed estimated resources. The amounts reported as the original budgeted amounts reflect the first appropriation resolution for that fund that covered the entire fiscal year, including amounts automatically carried forward from prior fiscal years. The amounts reported as the final budgeted amounts represent the final appropriation amounts passed by the Board during the fiscal year.

E. CASH AND INVESTMENTS

To improve cash management, cash received by the School District is pooled and invested. Monies for all funds are maintained in this pool. Individual fund integrity is maintained through School District records. Interest in the pool is presented as "Equity in Pooled Cash and Cash Equivalents".

Investments of the School District's cash management pool and investments with an original maturity of three months or less at the time they are purchased by the School District are presented on the financial statements as cash equivalents. Investments with an initial maturity of more than three months that were not purchased from the pool are reported as investments.

Investments are reported as assets. Accordingly, purchases of investments are not recorded as disbursements, and sales of investments are not recorded as receipts. Gains or losses at the time of sale are recorded as receipts or negative receipts (contra revenue), respectively.

During 2022, investments were limited to State Treasury Asset Reserve of Ohio (STAR Ohio). STAR Ohio, is an investment pool managed by the State Treasurer's Office which allows governments within the State to pool their funds for investment purposes. STAR Ohio is not registered with the SEC as an investment company, but has adopted Governmental Accounting Standards Board (GASB), Statement No. 79, "Certain External Investment Pools and Pool Participants." The School District measures its investment in STAR Ohio at the net asset value (NAV) per share provided by STAR Ohio.

**CLEARVIEW LOCAL SCHOOL DISTRICT
NOTES TO THE BASIC FINANCIAL STATEMENTS**

FOR THE FISCAL YEAR ENDED JUNE 30, 2022

NOTE 2 - SUMMARY OF SIGNIFICANT ACCOUNTING POLICIES (continued)

E. CASH AND INVESTMENTS (continued)

The NAV per share is calculated on an amortized cost basis that provides an NAV per share that approximates fair value.

For 2022, there were no limitations or restrictions on any participant withdrawals due to redemption notice periods, liquidity fees, or redemption gates. However, notice must be given 24 hours in advance of all deposits and withdrawals exceeding \$100 million. STAR Ohio reserves the right to limit the transaction to \$250 million, requiring the excess amount to be transacted the following business day(s), but only to the \$250 million limit. All accounts of the participant will be combined for these purposes.

Following Ohio statutes, the Board of Education has, by resolution, specified the funds to receive an allocation of interest earnings. Interest receipts credited to the General Fund during fiscal year 2022 was \$21,237 which included \$7,399 assigned from other School District funds.

F. RESTRICTED ASSETS

Assets are reported as restricted when limitations on their use change the nature or normal understanding of the availability of the asset. Such constraints are either imposed by creditors, contributors, grantors, or laws of other governments, or are imposed by law through constitutional provisions or enabling legislation.

G. INVENTORY AND PREPAID ITEMS

The School District reports disbursements for inventory and prepaid items when paid. These items are not reflected as assets in the accompanying financial statements.

H. CAPITAL ASSETS

Acquisitions of property, plant and equipment are recorded as disbursements when paid. These items are not reflected as assets in the accompanying financial statements.

I. INTERFUND RECEIVABLES/PAYABLES

The School District reports advances-in and advances-out for interfund loans. These items are not reflected as assets and liabilities in the accompanying financial statements.

J. ACCUMULATED LEAVE

In certain circumstances, such as upon leaving employment or retirement, employees are entitled to cash payments for unused leave. Unpaid leave is not reflected as a liability under the School District's cash basis of accounting.

CLEARVIEW LOCAL SCHOOL DISTRICT
NOTES TO THE BASIC FINANCIAL STATEMENTS
FOR THE FISCAL YEAR ENDED JUNE 30, 2022

NOTE 2 - SUMMARY OF SIGNIFICANT ACCOUNTING POLICIES (continued)

K. PENSIONS / OTHER POSTEMPLOYMENT BENEFITS (OPEB)

For purposes of measuring the net pension/OPEB liability (asset), information about the fiduciary net position of the pension/OPEB plans and additions to/deductions from their fiduciary net position have been determined on the same basis as they are reported by the pension/OPEB plan. For this purpose, benefit payments (including refunds of employee contributions) are recognized when due and payable in accordance with the benefit terms. The pension/OPEB plans report investments at fair value.

L. LONG-TERM OBLIGATIONS

The School District's cash basis financial statements do not report liabilities for bonds and other long-term obligations. Proceeds of debt are reported when cash is received and principal and interest payments are reported when paid. Since recording a capital asset when entering into a capital lease is not the result of a cash transaction, neither another financing source nor a capital outlay expenditure is reported at inception. Lease payments are reported when paid.

M. LEASE

For fiscal year 2022, GASB Statement No. 87, Leases was effective. This GASB implementation had no effect on beginning net position/ fund balance.

The School District is the lessee in a lease for copiers used in operations. Lease payables are not reflected under the School District's cash basis of accounting. Lease disbursements are recognized when they are paid.

N. NET POSITION

Net position is reported as restricted when there are limitations imposed on their use through external restrictions imposed by creditors, grantors, or laws or regulations of other governments. Net position restricted for other purposes include resources restricted for building maintenance. The School District's policy is to first apply restricted resources when a cash disbursement is incurred for purposes for which both restricted and unrestricted net position are available.

O. FUND BALANCE

Fund balance is divided into five classifications based primarily on the extent to which the School District is bound to observe constraints imposed upon the use of the resources in the governmental funds. The classifications are as follows:

No spendable - The no spendable fund balance category includes amounts that cannot be spent because they are not in spendable form, or are legally or contractually required to be maintained intact. The "not in spendable form" criterion includes items that are not expected to be converted to cash.

**CLEARVIEW LOCAL SCHOOL DISTRICT
NOTES TO THE BASIC FINANCIAL STATEMENTS**

FOR THE FISCAL YEAR ENDED JUNE 30, 2022

NOTE 2 - SUMMARY OF SIGNIFICANT ACCOUNTING POLICIES (continued)

Restricted - Fund balance is reported as restricted when constraints placed on the use of resources are either externally imposed by creditors (such as through debt covenants), grantors, contributors, or laws or regulations of other governments; or is imposed by law through constitutional provisions.

Committed - The committed fund balance classification includes amounts that can be used only for the specific purposes imposed by a formal action (resolution) of The School District Board of Education. Those committed amounts cannot be used for any other purpose unless The School District Board of Education removes or changes the specified use by taking the same type of action (resolution) it employed to previously commit those amounts. Committed fund balance also incorporates contractual obligations to the extent that existing resources in the fund have been specifically committed for use in satisfying those contractual requirements.

Assigned - Amounts in the assigned fund balance classification are intended to be used by the School District for specific purposes but do not meet the criteria to be classified as restricted or committed. In governmental funds other than the general fund, assigned fund balance represents the remaining amount that is not restricted or committed. In the general fund, assigned amounts represent intended uses established by policies of The School District Board of Education. The Board may also assign fund balances as it does when appropriating fund balance to cover a gap between estimated revenue and appropriations in the subsequent year's appropriated budget.

Unassigned - Unassigned fund balance is the residual classification for the general fund and includes amounts not contained in the other classifications. In other governmental funds, the unassigned classification is used only to report a deficit balance.

The School District applies restricted resources first when expenditures are incurred for purposes for which either restricted or unrestricted (committed, assigned, and unassigned) amounts are available. Similarly, within unrestricted fund balance, committed amounts are reduced first followed by assigned, and then unassigned amounts when expenditures are incurred for purposes for which amounts in any of the unrestricted fund balance classifications could be used.

P. INTERFUND TRANSACTIONS

Exchange transactions between funds are reported as receipts in the seller funds and as disbursements in the purchaser funds. Subsidies from one fund to another without a requirement for repayment are reported as interfund transfers. Interfund transfers are reported as other financing sources/uses in governmental funds. Repayments from funds responsible for particular cash disbursements to the funds that initially paid for them are not presented in the financial statements.

**CLEARVIEW LOCAL SCHOOL DISTRICT
NOTES TO THE BASIC FINANCIAL STATEMENTS**

FOR THE FISCAL YEAR ENDED JUNE 30, 2022

NOTE 3 – CHANGE IN ACCOUNTING PRINCIPLES

During the fiscal year, the School District implemented the following Governmental Accounting Standards Board (GASB) Statements and Guides:

GASB Implementation Guide 2020-1 provides clarification on issues related to previously established GASB guidance. The implementation of GASB Implementation Guide 2020-1 did not have an effect on the financial statements of the School District.

GASB Statement No. 92, *Omnibus 2020*. The objectives of this Statement are to enhance comparability in accounting and financial reporting and to improve the consistency of authoritative literature by addressing practice issues that have been identified during implementation and application of certain GASB Statements. These changes were incorporated in the School District's financial statements; however, there was no effect on the beginning net position/fund balance.

GASB Statement No. 97, *Certain Component Unit Criteria, and Accounting and Financial Reporting for Internal Revenue Code Section 457 Deferred Compensation Plans – an amendment of GASB Statements No. 14 and No. 84, and a supersession of GASB Statement No. 32*. The objectives of this Statement are to (1) increase consistency and comparability related to the reporting of fiduciary component units in circumstances in which a potential component unit does not have a governing board and the primary government performs the duties that a governing board typically would perform; (2) mitigate costs associated with the reporting of certain defined contribution pension plans, defined contribution other postemployment benefit (OPEB) plans, and employee benefit plans other than pension plans or OPEB plans (other employee benefit plans) as fiduciary component units in fiduciary fund financial statements; and (3) enhance the relevance, consistency, and comparability of the accounting and financial reporting for Internal Revenue Code (IRC) Section 457 deferred compensation plans (Section 457 plans) that meet the definition of a pension plan and for benefits provided through those plans. The implementation of this Statement did not have an effect on the financial statements of the School District.

GASB Statement No. 98, *The Annual Comprehensive Financial Report*. The objective of this Statement is to establish the term *annual comprehensive financial report* and its acronym *ACFR*. These changes were incorporated in the School District's financial statements; however, there was no effect on the beginning net position/fund balance.

GASB Statement No. 87, *Leases* and GASB Implementation Guide 2019-3, *Leases*. The objective of this Statement is to better meet the information needs of financial statement users by improving accounting and financial reporting for leases by governments. This Statement increases the usefulness of governments' financial statements by requiring recognition of certain lease assets and liabilities for leases that previously were classified as operating leases and recognized as inflows of resources or outflows of resources based on the payment provisions of the contract. It establishes a single model for lease accounting based on the foundational principle that leases are financings of the right to use an underlying asset. Under this Statement, a lessee is required to recognize a lease liability and an intangible right-to-use lease asset, and a lessor is required to recognize a lease receivable and a deferred inflow of resources, thereby enhancing the relevance and consistency of information about governments' leasing activities. Since the School District does not prepare financial statements using generally accepted accounting principles, the implementation of GASB Statement No. 87 did not have an effect on the financial statements of the School District. The notes to the basic financial statements include the disclosure requirements under the Statement.

**CLEARVIEW LOCAL SCHOOL DISTRICT
 NOTES TO THE BASIC FINANCIAL STATEMENTS
 FOR THE FISCAL YEAR ENDED JUNE 30, 2022**

NOTE 4 - BUDGETARY BASIS OF ACCOUNTING

The budgetary basis as provided by law is based upon accounting for certain transactions on the basis of cash receipts, disbursements, and encumbrances. The Statement of Receipts, Disbursements and Changes in Fund Balance – Budget and Actual – Budgetary Basis presented for the general fund (and each major special revenue fund) is prepared on the budgetary basis to provide a meaningful comparison of actual results with the budget.

The difference between the budgetary basis and the cash basis is outstanding year end encumbrances are treated as cash disbursements (budgetary basis) rather than as assigned fund balance (cash basis). The following table summarizes the adjustments necessary to reconcile the cash basis statements to the budgetary basis statements for the General Fund.

Net Change in Fund Balance	
Cash Basis	\$ (4,214,832)
Net Adjustment for Other Financing Sources	(166,256)
Funds with Separate Legally Adopted Budgets **	26,254
Adjustment for Encumbrances	(4,326,737)
Budget Basis	\$ (8,681,571)

** As part of Governmental Accounting Standards Board Statement No. 54, "Fund Balance Reported", certain funds that are legally budgeted in separate special revenue funds are considered part of the General Fund for financial statement presentation purposes. This includes the Public School Support Fund and the Latchkey Fund.

NOTE 5 – DEPOSITS AND INVESTMENTS

A. LEGAL REQUIREMENTS

State statutes classify monies held by the School District into three categories.

Active deposits are public deposits necessary to meet current demands on the treasury. Such monies must be maintained either as cash in the School District Treasury, in commercial accounts payable or withdrawable on demand, including negotiable order of withdrawal (NOW) accounts, or in money market deposit accounts.

Inactive deposits are public deposits the Board of Education has identified as not required for use within the current five-year period of designation of depositories. Inactive deposits must either be evidenced by certificates of deposit maturing not later than the end of the current period of designation of depositories, or by savings or deposit accounts including, but not limited to, passbook accounts.

**CLEARVIEW LOCAL SCHOOL DISTRICT
NOTES TO THE BASIC FINANCIAL STATEMENTS
FOR THE FISCAL YEAR ENDED JUNE 30, 2022**

NOTE 5 - DEPOSITS AND INVESTMENTS (continued)

A. LEGAL REQUIREMENTS (continued)

Interim monies are those monies which are not needed for immediate use but which will be needed before the end of the current period of designation of depositories. Interim deposits must be evidenced by time certificates of deposit maturing not more than one year from the date of deposit, or by savings or deposit accounts, including passbook accounts.

Protection of the School District's deposits is provided by the Federal Deposit Insurance Corporation (FDIC), by eligible securities pledged by the financial institution as security for repayment, or by the financial institutions participation in the Ohio Pooled Collateral System (OPCS), a collateral pool of eligible securities deposited with a qualified trustee and pledged to the Treasurer of State to secure the repayment of all public monies deposited in the financial institution.

Interim monies may be invested in the following securities:

1. United States Treasury bills, bonds, notes, or any other obligation or security issued by the United States Treasury, or any other obligation guaranteed as to principal and interest by the United States;
2. Bonds, notes, debentures, or any other obligation or security issued by any federal government agency or instrumentality including, but not limited to, the Federal National Mortgage Association, Federal Home Loan Bank, Federal Farm Credit Bank, Federal Home Loan Mortgage Corporation, Government National Mortgage Association, and Student Loan Marketing Association. All federal agency securities shall be direct issuances of federal government agencies or instrumentalities;
3. Written repurchase agreements in the securities listed above provided that the market value of the securities subject to the repurchase agreement must exceed the principal value of the agreement by at least 2% and be marked to market daily, and the term of the agreement must not exceed thirty days;
4. Bonds and other obligations of the State of Ohio, and with certain limitations bonds and other obligations of political subdivisions of the State of Ohio;
5. Time certificates of deposit or savings or deposit accounts including, but not limited to, passbook accounts;
6. No-load money market mutual funds consisting exclusively of obligations described in division (1) or (2) and repurchase agreements secured by such obligations, provided that investments in securities described in this division are made only through eligible institutions;
7. The State Treasurer's investment pool (STAR Ohio), and
8. Certain bankers' acceptances and commercial paper notes for a period not to exceed one hundred eighty days in an amount not to exceed 40 percent of the interim monies available for investment at any one time if training requirements have been met.

**CLEARVIEW LOCAL SCHOOL DISTRICT
NOTES TO THE BASIC FINANCIAL STATEMENTS**

FOR THE FISCAL YEAR ENDED JUNE 30, 2022

NOTE 5 - DEPOSITS AND INVESTMENTS (continued)

A. LEGAL REQUIREMENTS (continued)

Investments in stripped principal or interest obligations, reverse repurchase agreements, and derivatives are prohibited. The issuance of taxable notes for the purpose of arbitrage, the use of leverage, and short selling are also prohibited.

An investment must mature within five years from the date of purchase, unless matched to a specific obligation or debt of the School District, and must be purchased with the expectation that it will be held to maturity.

Investments may only be made through specified dealers and institutions. Payment for investments may be made only upon delivery of the securities representing the investments to the Treasurer or qualified trustee or, if the securities are not represented by a certificate, upon receipt of confirmation of transfer from the custodian.

At fiscal year end, the School District had \$ 3,100 in cash on hand which is included on the statement assets and fund balances – cash basis of the School District as part of “Equity in pooled cash”.

B. DEPOSITS

Custodial credit risk for deposits is the risk that in the event of bank failure, the School District will not be able to recover deposits or collateral securities that are in the possession of an outside party. At year end, \$675,401 of the School District’s bank balance of \$8,373,908 was covered by Federal Depository Insurance and \$7,698,507 was uninsured and collateralized with securities held by the pledging financial institution’s trust department, but not in the School District’s name. The amount that was uninsured and collateralized with securities held was greater than the bank balance due to the excess collateral allocated by OPCS at year end significantly exceeded the required amount. Two of the three School District’s financial institutions were approved for a reduced collateral rate of 50 percent through the Ohio Pooled Collateral System, resulting in the uninsured and uncollateralized balance.

The School District has no deposit policy for custodial risk beyond the requirements of State statute. Ohio law requires that deposits either be insured or be protected by:

Eligible securities pledged to the School District and deposited with a qualified trustee by the financial institution as security for repayment whose market value at all times shall be at least 105 percent of the deposits being secured; or

Participation in the Ohio Pooled Collateral System (OPCS), a collateral pool of eligible securities deposited with a qualified trustee and pledged to the Treasurer of State to secure the repayment of all public monies deposited in the financial institution. OPCS requires the total market value of the securities pledged to be 102 percent of the deposits being secured or a rate set by the Treasurer of State.

**CLEARVIEW LOCAL SCHOOL DISTRICT
NOTES TO THE BASIC FINANCIAL STATEMENTS**

FOR THE FISCAL YEAR ENDED JUNE 30, 2022

NOTE 5 - DEPOSITS AND INVESTMENTS (continued)

C. INVESTMENTS

For an investment, custodial credit risk is the risk that, in the event of the failure of the counterparty, the School District will not be able to recover the value of its investments or collateral securities that are in the possession of an outside party. As of June 30, 2022, the School District had the following investments.

<u>Investment Type</u>	<u>Net Asset Value</u>	<u>Credit Rating</u>
STAR Ohio	\$ 7,269,263	AAAm

As discussed in the Note 2 E, STAR Ohio is reported at its net asset value.

D. INTEREST RATE RISK

The School District has no investment policy that addresses interest rate risk. State statute requires that an investment mature within five years from the date of purchase, unless matched to a specific obligation or debt of the School District, and that an investment must be purchased with the expectation that it will be held to maturity. State statute limits investments in commercial paper to a maximum maturity of 180 days from the date of purchase. Repurchase agreements are limited to 30 days and the market value of the securities must exceed the principal value of the agreement by at least two percent and be marked to market daily.

E. CREDIT RISK

The School District follows the Ohio Revised Code that limits its investment choices. As of June 30, 2022, the School District's investments in STAR Ohio were rated Aam by Standard & Poor's. Ohio law requires that STAR Ohio maintain the highest rating provided by at least one nationally recognized standard rating service.

F. CONCENTRATION OF CREDIT RISK

The School District places no limit on the amount that may be invested in any one issuer. The School District's allocation as of June 30, 2022 was 100 percent invested in STAR Ohio.

NOTE 6 - PROPERTY TAXES

Property taxes are levied and assessed on a calendar year basis while the School District fiscal year runs from July through June. First half tax collections are received by the School District in the second half of the fiscal year. Second half tax distributions occur in the first half of the following fiscal year.

Property taxes include amounts levied against all real and public utility property located in the School District. Real property tax revenue received in calendar 2022 represents collections of calendar year 2021 taxes. Real property taxes received in calendar year 2022 were levied after April 1, 2021, on the assessed value listed as of January 1, 2021, the lien date. Assessed values for real property taxes are established by State law at 35% of appraised market value.

**CLEARVIEW LOCAL SCHOOL DISTRICT
NOTES TO THE BASIC FINANCIAL STATEMENTS**

FOR THE FISCAL YEAR ENDED JUNE 30, 2022

NOTE 6 - PROPERTY TAXES (continued)

Real property taxes are payable annually or semi-annually. If paid annually, payment is due December 31; if paid semi-annually, the first payment is due December 31 with the remainder payable by June 20. Under certain circumstances, State statute permits alternate payment dates to be established.

Public utility property tax revenue received in calendar 2022 represents collections of calendar year 2021 taxes. Public utility real and tangible personal property taxes received in calendar year 2021 became a lien December 31, 2019, were levied after April 1, 2021 and are collected in 2022 with real property taxes. Public utility real property is assessed at 35% of true value; public utility tangible personal property currently is assessed at varying percentages of true value.

The School District receives property taxes from Lorain County. The County Auditor periodically advances to the School District its portion of the taxes collected. Second-half real property tax payments collected by the County by June 30, 2022, are available to finance fiscal year 2022 operations. The amount available to be advanced can vary based on the date the tax bills are sent.

The assessed values upon which the fiscal year 2022 taxes were collected are:

	2021 Second Half Collections		2022 First Half Collections	
	Amount	%	Amount	%
Agricultural Residential				
Real Estate	\$ 59,790,860	65.33%	\$ 68,792,100	67.86%
Other Commercial	26,381,290	28.83%	26,894,840	26.53%
Public Utility				
Tangible Personal Property	5,349,280	5.84%	5,686,570	5.61%
	<u>\$ 91,521,430</u>	<u>100%</u>	<u>\$ 101,373,510</u>	<u>100%</u>
 Tax Rate per \$1,000 of Assessed Valuation:	 <u>57.32</u>		 <u>55.63</u>	

NOTE 7 - RISK MANAGEMENT

The School District is exposed to various risks of loss related to torts, theft of, damage to, and destruction of assets, errors, and omissions, injuries to employees and natural disasters. The School District has a comprehensive property and casualty policy with the Schools of Ohio Risk Sharing Authority. All board members, administrators, and employees are covered under a School District liability policy with the Schools of Ohio Risk Sharing Authority. The limits of this coverage are \$15,000,000 per occurrence and \$17,000,000 aggregate. The School District provides medical and life insurance to employees through commercial insurance coverage. The treasurer is covered with a surety bond for \$50,000 as well as a commercial coverage crime policy in the amount of \$1,000,000 that also covers remaining employees who handle money. This coverage is provided by the CF Risk & Insurance LLC. The School District has contracted with the Lake Erie Regional Council of Governments (LERC) to provide health and medical benefits. LERC is a fully insured consortium.

**CLEARVIEW LOCAL SCHOOL DISTRICT
NOTES TO THE BASIC FINANCIAL STATEMENTS**

FOR THE FISCAL YEAR ENDED JUNE 30, 2022

NOTE 7 - RISK MANAGEMENT (continued)

The School District provides medical, vision and dental benefits to most employees. The premium varies with employee depending on marital status and employee classification.

For fiscal year 2022, the School District participated in the Shakely Workers' Compensation Group Rating Program. The program is intended to reduce premiums for the participants. The workers' compensation experience of the participating members is calculated as one experience and a common premium rate is applied to all members in the program. Each participant pays its rate. Participation in the program is limited to members that can meet the program's selection criteria. The School Districts apply for participation each year. Minute Men provides administrative, cost control, and actuarial services to the program. Each year the School District pays an enrollment fee to the program to cover the costs of administration.

Settled claims have not exceeded this commercial coverage in any of the past three years, and there has been no significant reduction in insurance coverage from the prior fiscal year.

NOTE 8 - LONG-TERM OBLIGATIONS

The original issue date, interest rate, original issue amount and maturity date for each of the School District's long-term obligations follows:

	Original Issue Date	Interest Rate	Original Issue Amount	Date of Maturity
General obligation bonds				
Refunding Bonds	2006	4.000%	\$ 1,780,000	2024
Refunding Term and serial	2011	2.9% - 3.75%	\$ 720,000	2024

In 2006, \$1,780,000 of the 1999 school improvement bonds were advanced refunded.

The changes in the School District's long-term debt during fiscal year 2022 were as follows:

	Balance as of 6/30/2021	Issuances	Retirements	Balance as of 6/30/2022	Amounts Due In One Year
Bonds Payable	\$ 1,630,000	\$ -	\$ (405,000)	\$ 1,225,000	\$ 440,000

Bonds payable will be repaid from the Debt Service Fund.

Principal and interest requirements to retire long-term obligations outstanding at June 30, 2022 were as follows on the next page:

**CLEARVIEW LOCAL SCHOOL DISTRICT
NOTES TO THE BASIC FINANCIAL STATEMENTS**

FOR THE FISCAL YEAR ENDED JUNE 30, 2022

NOTE 8 – LONG-TERM OBLIGATIONS (continued)

Fiscal Year Ending June 30,	Bonds Payable	
	Principal	Interest
2023	\$ 440,000	\$ 55,560
2024	470,000	31,669
2025	315,000	9,647
	<u>\$ 1,225,000</u>	<u>\$ 96,876</u>

NOTE 9 – BONDS PAYABLE

Bonds payable at year end consisted of:

	Balance as of 6/30/2021	Issuances	Retirements	Balance as of 6/30/2022	Amounts Due In One Year
<i>General Obligation Bonds</i>					
Refunding Bonds, (2006) 4.000% through 2024	\$ 1,140,000	\$ -	\$ (250,000)	\$ 890,000	\$ 275,000
Refunding Bonds, (2011) Term and Serial Bonds 2.9% - 3.8% through 2024	490,000	-	(155,000)	335,000	165,000
<i>Total General Obligation Bonds</i>	<u>\$ 1,630,000</u>	<u>\$ -</u>	<u>\$ (405,000)</u>	<u>\$ 1,225,000</u>	<u>\$ 440,000</u>

At June 30, 2022, \$925,000 of the 1999 general obligation bonds and \$340,000 of the 2001 general obligation bonds are considered to be defeased and still outstanding.

NOTE 10 – SET-ASIDE REQUIREMENTS

The School District is required by State statute to annually set aside, in the General Fund, an amount based on a statutory formula for the acquisition and construction of capital improvements. Amounts not spent by the end of the fiscal year or offset by similarly restricted resources received during the year must be held in cash at year end. These amounts must be carried forward and used for the same purposes in future years. The following cash basis information identifies the changes in the fund balance reserves for capital maintenance during fiscal year 2022.

	Capital Improvements
Set-Aside Balance as of June 30, 2021	\$ -
Current Year Set-Aside Requirements	276,135
Qualifying Disbursements	(4,343,220)
Qualifying Offsets	(42,259)
Totals	<u>\$ (4,109,344)</u>
Set-Aside Balance Carried Forward to Future Fiscal Years	<u>\$ -</u>
Set-Aside Balance as of June 30, 2022	<u>\$ -</u>

**CLEARVIEW LOCAL SCHOOL DISTRICT
NOTES TO THE BASIC FINANCIAL STATEMENTS**

FOR THE FISCAL YEAR ENDED JUNE 30, 2022

NOTE 10 – SET-ASIDE REQUIREMENTS (continued)

Although the School District had offsets and/or qualifying disbursements during the year that reduced the capital improvements reserve set-aside amount below zero, the amount cannot be carried forward to reduce the set-aside requirements for future years.

The amount required by State statute to be set aside to create a reserve for capital maintenance is limited to the pooled cash balance in the General Fund.

NOTE 11 – FUND BALANCES

Fund balance is classified as no spendable, restricted, committed, assigned and/or unassigned based primarily on the extent to which the School District is bound to observe constraints imposed upon the use of the resources in the government funds. The constraints placed on fund balance for the major governmental funds and all other governmental funds are presented below:

Fund Balances	General	Capital Projects	Other Governmental Funds	Total Governmental Funds
<i>Restricted for</i>				
Debt Service	\$ -	\$ -	\$ 326,555	\$ 326,555
Food Service Operations	-	-	534,492	534,492
Extracurricular Activities	-	-	158,754	158,754
State Grants and Programs	-	-	476,283	476,283
Capital Outlay	-	4,000,000	279,965	4,279,965
Other Donations	-	-	63,341	63,341
Capital Maintenance	-	-	208,050	208,050
Other Purposes	-	-	730	730
<i>Total Restricted</i>	<u>-</u>	<u>4,000,000</u>	<u>2,048,170</u>	<u>6,048,170</u>
<i>Assigned to</i>				
Subsequent year's appropriations	3,996,051	-	-	3,996,051
Instruction	45,528	-	-	45,528
Support Services	855,825	-	-	855,825
Site Improvement Services	3,513,895	-	-	3,513,895
Other Purposes	263	-	-	263
<i>Total Assigned</i>	<u>8,411,562</u>	<u>-</u>	<u>-</u>	<u>8,411,562</u>
<i>Unassigned</i>	871,407	-	-	871,407
Total Fund Balances	<u>\$ 9,282,969</u>	<u>\$4,000,000</u>	<u>\$ 2,048,170</u>	<u>\$ 15,331,139</u>

**CLEARVIEW LOCAL SCHOOL DISTRICT
NOTES TO THE BASIC FINANCIAL STATEMENTS**

FOR THE FISCAL YEAR ENDED JUNE 30, 2022

NOTE 12 - JOINTLY GOVERNED ORGANIZATIONS

A. METROPOLITAN EDUCATIONAL TECHNOLOGY ASSOCIATION

The School District is a participant in Metropolitan Educational Technology Association (META) which is a computer consortium that was the result of a merger between Tri-Rivers Educational Computer Association (TRECA) and the Metropolitan Educational Council (MEC). META develops, implements and supports the technology and instructional needs of schools in a cost-effective manner. META provides instructional, core, technology and purchasing services for its member districts. The Board of Directors consists of the Superintendents from eight of the member districts. During fiscal year 2022, the School District paid META \$35,254 for services. Financial information can be obtained from Metropolitan Educational Technology Association, 100 Executive Drive, Marion, Ohio 43302.

B. LAKE ERIE REGIONAL COUNCIL OF GOVERNMENTS (LERC)

The Lake Erie Regional Council of Governments (LERC) is a jointly governed organization among twelve districts. The jointly governed organization was formed for the purpose of promoting cooperative agreements and activities among its members in dealing with problems of mutual concern such as a media center, gas consumption, food service and insurance. Each member provided operating resources to LERC on a per pupil or usage charge except for insurance. The LERC assembly consists of a superintendent or designated representative from each participating district and the fiscal agent. LERC is governed by a board of directors chosen from the general membership. The degree of control exercised by any participating district is limited to its representation on the board. Financial information can be obtained by contacting the Treasurer at the Educational Service Center of Lorain County, which serves as fiscal agent, located at 1885 Lake Avenue, Elyria, Ohio 44035. During the year ended June 30, 2022, the School District paid \$2,132,119 to LERC.

C. LORAIN COUNTY JOINT VOCATIONAL SCHOOL DISTRICT

The Lorain County Joint Vocational School District is a separate body politic and corporate, established by the Ohio Revised Code to provide vocational and special education needs of the students. The Board of the Lorain County Joint Vocational School District is comprised of representatives from each participating school district and is responsible for approving its own budgets, appointing personnel, accounting, and financing related activities. Each School District's control is limited to its representation on the Board. The Clearview Local School District's students may attend the Lorain County Joint Vocational School District. Financial information can be obtained by contacting the Lorain County Joint Vocational School District, 15181 State Route 58, Oberlin, Ohio 44074.

D. OHIO SCHOOLS COUNCIL

The Ohio Schools Council (Council) is a jointly governed organization among 274 school districts. The jointly governed organization was created by school districts for the purpose of saving money through volume purchases. Each district supports the Council by paying an annual participation fee. Each school district member's superintendent serves as a representative of the Assembly. The Assembly elects five of the Council's Board members and the remaining four are representatives of the Greater Cleveland School Superintendents' Association. The Council operates under a nine-member Board of Directors (the Board). The Board is the policy making authority of the Council. The Board meets monthly September to June.

**CLEARVIEW LOCAL SCHOOL DISTRICT
NOTES TO THE BASIC FINANCIAL STATEMENTS**

FOR THE FISCAL YEAR ENDED JUNE 30, 2022

NOTE 12 - JOINTLY GOVERNED ORGANIZATIONS (continued)

D. OHIO SCHOOLS COUNCIL (continued)

The Board appoints an Executive Director who is responsible for receiving and disbursing funds, investing available funds, preparing financial reports for the Board and Assembly and carrying out such other responsibilities as designated by the Board. Financial information can be obtained by contacting the Executive Director at the Ohio Schools Council at 6393 Oak Tree Blvd., Suite 377, Independence, Ohio 44131. During the year ended June 30, 2022, the School District paid \$38,488 to the Ohio Schools Council.

The School District participates in the natural gas purchase program. This program allows the School District to purchase natural gas at reduced rates. Compass Energy has been selected as the supplier and program manager.

There are currently over 250 participants in the program. The participants make monthly payments based on estimated usage. Each September, these estimated payments are compared to their actual usage for the year (July to June). Districts that paid more in estimated billings than their actual billings are issued credits on future billings in September until the credits are exhausted and districts that did not pay enough on estimated billings are invoiced for the difference on the September monthly estimated billing.

NOTE 13 - INTERFUND TRANSACTIONS

A. ADVANCES

Interfund advances during the year ended June 30, 2022 consisted of the following:

	Advance from		
	General Fund	Other Governmental Funds	Total
Advance to			
General Fund	\$ -	\$ 324,555	\$ 324,555
Other Governmental Funds	68,691	-	68,691
Total	\$ 68,691	\$ 324,555	\$ 393,246

Advances from the General Fund to Other Governmental Funds were made to support programs and projects in Special Revenue Funds until permanent funding is received. The advances are expected to be repaid within one year. The advance from Other Governmental Funds to the General Fund is return of the prior year's advance.

**CLEARVIEW LOCAL SCHOOL DISTRICT
 NOTES TO THE BASIC FINANCIAL STATEMENTS
 FOR THE FISCAL YEAR ENDED JUNE 30, 2022**

NOTE 13 - INTERFUND TRANSACTIONS (continued)

B. TRANSFERS

Interfund transfers during the year ended June 30, 2022 consisted of the following:

	Transfer from
	General Fund
Transfer to	
Capital Projects Fund	\$ 1,000,000
Other Governmental Funds	30,500
Total	\$ 1,030,500

The transfers from the General Fund were made to support programs and projects in the Special Revenue Funds and in the Capital Projects Fund. The transfer of \$1,000,000 from the Building Fund to the Capital Projects fund was to record the initial transfer in the proper fund. The remaining transfers out of Other Governmental Funds are due to the closing of grants and to properly record grant funds.

This space was intentionally left blank

**CLEARVIEW LOCAL SCHOOL DISTRICT
NOTES TO THE BASIC FINANCIAL STATEMENTS**

FOR THE FISCAL YEAR ENDED JUNE 30, 2022

NOTE 14 - DEFINED BENEFIT PENSION PLANS

A. NET PENSION LIABILITY

Pensions are a component of exchange transactions—between an employer and its employees—of salaries and benefits for employee services. Pensions are provided to an employee—on a deferred-payment basis—as part of the total compensation package offered by an employer for employee services each financial period.

The net pension liability represents the School District's proportionate share of each pension plan's collective actuarial present value of projected benefit payments attributable to past periods of service, net of each pension plan's fiduciary net position. The net pension liability calculation is dependent on critical long-term variables, including estimated average life expectancies, earnings on investments, cost of living adjustments and others. While these estimates use the best information available, unknowable future events require adjusting this estimate annually.

Ohio Revised Code limits the School District's obligation for this liability to annually required payments. The School District cannot control benefit terms or the manner in which pensions are financed; however, the School District does receive the benefit of employees' services in exchange for compensation including pension.

GASB 68 assumes the liability is solely the obligation of the employer, because (1) they benefit from employee services; and (2) State statute requires all funding to come from these employers. All contributions to date have come solely from these employers (which also includes costs paid in the form of withholdings from employees). State statute requires the pension plans to amortize unfunded liabilities within 30 years. If the amortization period exceeds 30 years, each pension plan's board must propose corrective action to the State legislature. Any resulting legislative change to benefits or funding could significantly affect the net pension liability. Resulting adjustments to the net pension liability would be effective when the changes are legally enforceable.

The net pension liability was measured as of July 1, 2021, and the total pension liability used to calculate the net pension liability was determined by an independent actuarial valuation as of that date. The School District's proportion of the net pension liability was based on the School District's share of contributions to the pension plan relative to the total employer contributions of all participating entities.

**CLEARVIEW LOCAL SCHOOL DISTRICT
NOTES TO THE BASIC FINANCIAL STATEMENTS
FOR THE FISCAL YEAR ENDED JUNE 30, 2022**

NOTE 14 - DEFINED BENEFIT PENSION PLANS (continued)

A. NET PENSION LIABILITY (continued)

Following is information related to the proportionate share:

	SERS	STRS	Total
Proportion of the Net Pension Liability			
Prior Measurement Date	0.0612427%	0.064647040%	
Proportion of the Net Pension Liability			
Current Measurement Date	0.0630770%	0.067951215%	
Change in Proportionate Share	<u>0.0018343%</u>	<u>0.003304175%</u>	
Proportionate Share of the Net Pension Liability	\$ 2,327,358	\$ 8,688,174	\$ 11,015,532

Actuarial Assumptions - SERS

SERS' total pension liability was determined by their actuaries in accordance with GASB Statement No. 67 as part of their annual actuarial valuation for each defined benefit retirement plan. Actuarial valuations of an ongoing plan involve estimates of the value of reported amounts (e.g., salaries, credited service) and assumptions about the probability of occurrence of events far into the future (e.g., mortality, disabilities, retirements, employment termination). Actuarially determined amounts are subject to continual review and potential modifications, as actual results are compared with past expectations and new estimates are made about the future.

Projections of benefits for financial reporting purposes are based on the substantive plan (the plan as understood by the employers and plan members) and include the types of benefits provided at the time of each valuation and the historical pattern of sharing benefit costs between the employers and plan members to that point. The projection of benefits for financial reporting purposes does not explicitly incorporate the potential effects of legal or contractual funding limitations.

Actuarial calculations reflect a long-term perspective. For a newly hired employee, actuarial calculations will take into account the employee's entire career with the employer and also take into consideration the benefits, if any, paid to the employee after termination of employment until the death of the employee and any applicable contingent annuitant. In many cases actuarial calculations reflect several decades of service with the employer and the payment of benefits after termination. Key methods and assumptions used in calculating the total pension liability in the latest actuarial valuation, prepared as of June 30, 2021, are presented below:

Wage Inflation	2.40 percent
Future Salary Increases, including inflation	3.25 percent to 13.58 percent
COLA or Ad Hoc COLA	2.0 percent, on and after April 1, 2018, COLA's for future retirees will be delayed for three years following commencement
Investment Rate of Return	7.00 percent net of System expenses
Actuarial Cost Method	Entry Age Normal

**CLEARVIEW LOCAL SCHOOL DISTRICT
NOTES TO THE BASIC FINANCIAL STATEMENTS**

FOR THE FISCAL YEAR ENDED JUNE 30, 2022

NOTE 14 - DEFINED BENEFIT PENSION PLANS (continued)

A. NET PENSION LIABILITY (continued)

Mortality rates were based on the PUB-2010 General Employee Amount Weight Below Median Healthy Retiree mortality table projected to 2017 with ages set forward 1 year and adjusted 94.20% for males and set forward 2 years and adjusted 81.35% for females. Mortality among disable members were based upon the PUB-2010 General Disabled Retiree mortality table projected to 2017 with ages set forward 5 years and adjusted 103.3% for males and set forward 3 years and adjusted 106.8% for females. Future improvement in mortality rates is reflected by applying the MP-2020 projection scale generationally.

The most recent experience study was completed June 30, 2020.

The long-term return expectation for the Pension Plan Investments has been determined using a building-block approach and assumes a time horizon, as defined in SERS' *Statement of Investment Policy*. A forecasted rate of inflation serves as the baseline for the return expectation. Various real return premiums over the baseline inflation rate have been established for each asset class. The long-term expected nominal rate of return has been determined by calculating a weighted averaged of the expected real return premiums for each asset class, adding the projected inflation rate, and adding the expected return from rebalancing uncorrelated asset classes. The target allocation and best estimates of arithmetic real rates of return for each major asset class are summarized in the following table:

<u>Asset Class</u>	<u>Target Allocation</u>	<u>Long-Term Expected Real Rate of Return</u>
Cash	2.00 %	(0.33) %
US Equity	24.75	5.72
Non-US Equity Developed	13.50	6.55
Non-US Equity Emerging	6.75	8.54
Fixed Income/Global Bonds	19.00	1.14
Private Equity	11.00	10.03
Real Estate/Real Assets	16.00	5.41
Multi-Asset Strategies	4.00	3.47
Private Debt/Private Credit	3.00	5.28
Total	<u>100.00 %</u>	

Discount Rate The total pension liability was calculated using the discount rate of 7.00 percent. The projection of cash flows used to determine the discount rate assumed the contributions from employers and from the members would be computed based on contribution requirements as stipulated by State statute. Projected inflows from investment earning were calculated using the long-term assumed investment rate of return (7.00 percent). Based on those assumptions, the plan's fiduciary net position was projected to be available to make all future benefit payments of current plan members. Therefore, the long-term expected rate of return on pension plan investments was applied to all periods of projected benefits to determine the total pension liability.

**CLEARVIEW LOCAL SCHOOL DISTRICT
NOTES TO THE BASIC FINANCIAL STATEMENTS**

FOR THE FISCAL YEAR ENDED JUNE 30, 2022

NOTE 14 - DEFINED BENEFIT PENSION PLANS (continued)

A. NET PENSION LIABILITY (continued)

Sensitivity of The School District's Proportionate Share of the Net Pension Liability to Changes in the Discount Rate Net pension liability is sensitive to changes in the discount rate, and to illustrate the potential impact the following table presents the net pension liability calculated using the discount rate of 7.00 percent, as well as what each plan's net pension liability would be if it were calculated using a discount rate that is one percentage point lower (6.00 percent), or one percentage point higher (8.00 percent) than the current rate.

	1% Decrease (6.00%)	Current Discount Rate (7.00%)	1% Increase (8.00%)
School District's proportionate share of the net pension liability	\$ 3,872,153	\$ 2,327,358	\$ 1,024,566

Actuarial Assumptions - STRS

Key methods and assumptions used in the latest actuarial valuation, reflecting experience study results used in the July 1, 2021, actuarial valuation

Inflation	2.50 percent
Projected salary increases	12.50 percent at age 20 to 2.50 percent at age 65
Investment Rate of Return	7.00 percent, net of investment expenses, including inflation
Discount Rate of Return	7.00 percent
Payroll Increases	3 percent
Cost-of-Living Adjustments	0.0 percent

Post-retirement mortality rates for healthy retirees are based on the RP-2014 Annuitant Mortality Table with 50% of rates through age 69, 70% of rates between ages 70 and 79, 90% of rates between ages 80 and 84, and 100% of rates thereafter, projected forward generationally using mortality improvement scale MP-2016. Post-retirement disabled mortality rates are based on the RP-2014 Disabled Mortality Table with 90% of rates for males and 100% of rates for females, projected forward generationally using mortality improvement scale MP-2016. Pre-retirement mortality rates are based on RP-2014 Employee Mortality Table, projected forward generationally using mortality improvement scale MP-2016.

Actuarial assumptions used in the July 1, 2021 valuation are based on the results of an actuarial experience study for the period July 1, 2011 through June 30, 2016. STRS Ohio's investment consultant develops an estimate range for the investment return assumption based on the target allocation adopted by the Retirement Board. The target allocation and long-term expected rate of return for each major asset class are summarized as follows:

**CLEARVIEW LOCAL SCHOOL DISTRICT
NOTES TO THE BASIC FINANCIAL STATEMENTS
FOR THE FISCAL YEAR ENDED JUNE 30, 2022**

NOTE 14 - DEFINED BENEFIT PENSION PLANS (continued)

A. NET PENSION LIABILITY (continued)

<u>Asset Class</u>	<u>Target Allocation</u>	<u>Long-Term Expected Real Rate of Return *</u>
Domestic Equity	28.00 %	7.35 %
International Equity	23.00	7.55
Alternatives	17.00	7.09
Fixed Income	21.00	3.00
Real Estate	10.00	6.00
Liquidity Reserves	1.00	2.25
Total	<u>100.00 %</u>	

* 10-Year annualized geometric nominal returns, which include the real rate of return and inflation of 2.25% and does not include investment expenses. Over a 30-year period, STRS Ohio's investment consultant indicates that the above target allocations should generate a return above the actuarial rate of return, without net value added by management.

Discount Rate The discount rate used to measure the total pension liability was 7.00 percent as of June 30, 2021. The projection of cash flows used to determine the discount rate assumes member and employer contributions will be made at the statutory contribution rates in accordance with rate increases described above. For this purpose, only employer contributions that are intended to fund benefits of current plan members and their beneficiaries are included. Based on those assumptions, STRS' fiduciary net position was projected to be available to make all projected future benefit payments to current plan members as of June 30, 2021. Therefore, the long-term expected rate of return on pension plan investments of 7.00 percent was applied to all periods of projected benefit payment to determine the total pension liability as of June 30, 2022.

Sensitivity of the School District's Proportionate Share of the Net Pension Liability to Changes in the Discount Rate The following table presents the School District's proportionate share of the net pension liability calculated using the current period discount rate assumption of 7.00 percent, as well as what the School District's proportionate share of the net pension liability would be if it were calculated using a discount rate that is one-percentage-point lower (6.00 percent) or one-percentage-point higher (8.00 percent) than the current rate:

	<u>1% Decrease (6.00%)</u>	<u>Current Discount Rate (7.00%)</u>	<u>1% Increase (8.00%)</u>
School District's proportionate share of the net pension liability	\$ 16,269,698	\$ 8,688,174	\$ 2,281,802

**CLEARVIEW LOCAL SCHOOL DISTRICT
 NOTES TO THE BASIC FINANCIAL STATEMENTS
 FOR THE FISCAL YEAR ENDED JUNE 30, 2022**

NOTE 14 - DEFINED BENEFIT PENSION PLANS (continued)

B. SCHOOL EMPLOYEES' RETIREMENT SYSTEM (SERS)

Plan Description – District non-teaching employees participate in SERS, a cost-sharing, multiple-employer defined benefit pension plan administered by SERS. SERS provides retirement, disability, and survivor benefits, annual cost-of-living adjustments, and death benefits to plan members and beneficiaries. Authority to establish and amend benefits is provided by Ohio Revised Code Chapter 3309. SERS issues a publicly available, stand-alone financial report that includes financial statements, required supplementary information, and detailed information about SERS' fiduciary net position. That report can be obtained by visiting the SERS website at www.ohsers.org under Employers/Audit Resources.

Age and service requirements for retirement are as follows:

	Eligible to Retire on or before August 1, 2017 *	Eligible to Retire on or after August 1, 2017
Full Benefits	Any age with 30 years of service credit Age 65 with 5 years of service credit	Age 67 with 10 years of service credit; or Age 57 with 30 years of service credit
Actuarially Reduced Benefits	Age 60 with 5 years of service credit Age 55 with 25 years of service credit	Age 62 with 10 years of service credit; or Age 60 with 25 years of service credit

* Members with 25 years of service credit as of August 1, 2017, will be included in this plan.

Annual retirement benefits are calculated based on final average salary multiplied by a percentage that varies based on years of service; 2.2 percent for the first thirty years of service and 2.5 percent for years of service credit over 30. Final average salary is the average of the highest three years of salary.

An individual whose benefit effective date is before April 1, 2018, is eligible for a cost-of-living adjustment (COLA) on the first anniversary date of the benefit. Beginning April 1, 2018, new benefit recipients must wait until the fourth anniversary of their benefit for COLA eligibility. The COLA is added each year to the base benefit amount on the anniversary date of the benefit. The COLA is indexed to the percentage increase in the CPI-W, not to exceed 2.5% and with a floor of 0.0%.

A three-year COLA suspension was in effect for all benefit recipients for calendar years 2018, 2019, and 2020. The Retirement Board approved a 0.5% COLA for calendar year 2021.

Funding Policy – Plan members are required to contribute 10 percent of their annual covered salary and the School District is required to contribute 14 percent of annual covered payroll. The contribution requirements of plan members and employers are established and may be amended by the SERS' Retirement Board up to statutory maximum amounts of 10 percent for plan members and 14 percent for employers. The Retirement Board, acting with the advice of the actuary, allocates the employer contribution rate among four of the System's funds (Pension Trust Fund, Death Benefit Fund, Medicare B Fund, and Health Care Fund). For the fiscal year ended June 30, 2022, the allocation to pension, death benefits, and Medicare B was the entire 14.00 percent. No allocation was made to the Health Care Fund.

The School District's contractually required contribution to SERS was \$323,723 for fiscal year 2022.

**CLEARVIEW LOCAL SCHOOL DISTRICT
NOTES TO THE BASIC FINANCIAL STATEMENTS**

FOR THE FISCAL YEAR ENDED JUNE 30, 2022

NOTE 14 - DEFINED BENEFIT PENSION PLANS (continued)

C. STATE TEACHERS' RETIREMENT SYSTEM (STRS)

Plan Description –District licensed teachers and other faculty members participate in STRS Ohio, a cost-sharing, multiple-employer public employee retirement system administered by STRS. STRS provides retirement and disability benefits to members and death and survivor benefits to beneficiaries. STRS issues a stand-alone financial report that includes financial statements, required supplementary information, and detailed information about STRS' fiduciary net position. That report can be obtained by writing to STRS, 275 E. Broad St., Columbus, OH 43215-3771, by calling (888) 227-7877, or by visiting the STRS Web site at www.strsoh.org.

New members have a choice of three retirement plans; a Defined Benefit (DB) Plan, a Defined Contribution (DC) Plan, and a Combined Plan. Benefits are established by Ohio Revised Code Chapter 3307. The DB plan offers an annual retirement allowance based on final average salary multiplied by a percentage that varies based on years of service. Effective August 1, 2015, the calculation will be 2.2 percent of final average salary for the five highest years of earnings multiplied by all years of service.

Eligibility changes will be phased in until August 1, 2026, when retirement eligibility for unreduced benefits will be five years of service credit and age 65, or 35 years of service credit and at least age 60. Eligibility changes for DB plan members who retire with actuarially reduced benefits will be phased in until August 1, 2023 when retirement eligibility will be five years of qualifying service credit and age 60, or 30 years or service credit at any age.

The DC Plan allows members to place all their member contributions and 9.53 percent of the 14 percent employer contributions into an investment account. Investment allocation decisions are determined by the member. The remaining 4.47 percent of the 14 percent employer rate is allocated to the defined benefit unfunded liability. A member is eligible to receive a retirement benefit at age 50 and termination of employment. The member may elect to receive a lifetime monthly annuity or a lump sum withdrawal.

The Combined Plan offers features of both the DB Plan and the DC Plan. In the Combined Plan, 12.0 of the 14.0 percent member rates goes to the DC Plan and the remaining 2.0 percent goes to the DB plan. Member contributions to the DC plan are allocated among investment choices by the member, and contributions to the DB plan from the employer and the member are used to fund the defined benefit payment at a reduced level from the regular DB Plan. The defined benefit portion of the Combined Plan payment is payable to a member on or after age 60 with five years of services. The defined contribution portion of the account may be taken as a lump sum payment or converted to a lifetime monthly annuity after termination of employment at age 50 or later.

New members who choose the DC plan or Combined Plan will have another opportunity to reselect a permanent plan during their fifth year of membership. Members may remain in the same plan or transfer to another STRS plan. The optional annuitization of a member's defined contribution account or the defined contribution portion of a member's Combined Plan account to a lifetime benefit results in STRS bearing the risk of investment gain or loss on the account. STRS has therefore included all three plan options in the GASB 68 schedules of employer allocation and pension amounts by employer.

**CLEARVIEW LOCAL SCHOOL DISTRICT
NOTES TO THE BASIC FINANCIAL STATEMENTS**

FOR THE FISCAL YEAR ENDED JUNE 30, 2022

NOTE 14 - DEFINED BENEFIT PENSION PLANS (continued)

C. STATE TEACHERS' RETIREMENT SYSTEM (STRS) (continued)

A DB or Combined Plan member with five or more years of credited service who is determined to be disabled may qualify for a disability benefit. Eligible survivors of members who die before service retirement may qualify for monthly benefits. New members on or after July 1, 2013, must have at least ten years of qualifying service credit that apply for disability benefits. Members in the DC Plan who become disabled are entitled only to their account balance. If a member of the DC Plan dies before retirement benefits begin, the member's designated beneficiary is entitled to receive the member's account balance.

Funding Policy – Employer and member contribution rates are established by the State Teachers Retirement Board and limited by Chapter 3307 of the Ohio Revised Code. For the fiscal year ended June 30, 2022, plan members were required to contribute 14 percent of their annual covered salary. The District was required to contribute 14 percent; the entire 14 percent was the portion used to fund pension obligations. The fiscal year 2022 contribution rates were equal to the statutory maximum rates.

The School District's contractually required contribution to STRS was \$1,386,066 for fiscal year 2022.

D. SOCIAL SECURITY SYSTEM

Effective July 1, 1991, all employees not otherwise covered by the SERS/STRS Ohio have an option to choose Social Security or the SERS/STRS Ohio. As of June 30, 2022, certain members of the Board of Education have not elected Social Security. The School District's liability is 6.2 percent of wages paid.

NOTE 15: DEFINED BENEFIT OPEB PLANS

A. NET OPEB LIABILITY/ASSET

OPEB is a component of exchange transactions—between an employer and its employees—of salaries and benefits for employee services. OPEB are provided to an employee—on a deferred-payment basis—as part of the total compensation package offered by an employer for employee services each financial period.

The net OPEB liability and net OPEB asset represent the School District's proportionate share of each OPEB plan's collective actuarial present value of projected benefit payments attributable to past periods of service, net of each OPEB plan's fiduciary net position. The net OPEB liability and net OPEB asset calculations are dependent on critical long-term variables, including estimated average life expectancies, earnings on investments, cost-of-living adjustments and others. While these estimates use the best information available, unknowable future events require adjusting these estimates annually.

Ohio Revised Code limits the School District's obligation for this liability to annually required payments. The School District cannot control benefit terms or the manner in which OPEB are financed; however, the School District does receive the benefit of employees' services in exchange for compensation including OPEB.

**CLEARVIEW LOCAL SCHOOL DISTRICT
NOTES TO THE BASIC FINANCIAL STATEMENTS**

FOR THE FISCAL YEAR ENDED JUNE 30, 2022

NOTE 15 - DEFINED BENEFIT OPEB PLANS

A. NET OPEB LIABILITY/ASSET (Continued)

GASB 75 assumes the liability is solely the obligation of the employer, because they benefit from employee services. OPEB contributions come from these employers and health care plan enrollees which pay a portion of the health care costs in the form of a monthly premium. The Ohio revised Code permits, but does not require the retirement systems to provide healthcare to eligible benefit recipients. Any change to benefits or funding could significantly affect the net OPEB liability and net OPEB asset. Resulting adjustments to the net OPEB liability and net OPEB asset would be effective when the changes are legally enforceable. The retirement systems may allocate a portion of the employer contributions to provide for these OPEB benefits.

B. SCHOOL EMPLOYEES' RETIREMENT SYSTEM (SERS)

Plan Description - Health Care Plan Description - The School District contributes to the SERS Health Care Fund, administered by SERS for non-certificated retirees and their beneficiaries. For GASB 75 purposes, this plan is considered a cost-sharing other postemployment benefit (OPEB) plan. SERS' Health Care Plan provides healthcare benefits to eligible individuals receiving retirement, disability, and survivor benefits, and to their eligible dependents. Members who retire after June 1, 1986, need 10 years of service credit, exclusive of most types of purchased credit, to qualify to participate in SERS' health care coverage. In addition to age and service retirees, disability benefit recipients and beneficiaries who are receiving monthly benefits due to the death of a member or retiree, are eligible for SERS' health care coverage. Most retirees and dependents choosing SERS' health care coverage are over the age of 65 and therefore enrolled in a fully insured Medicare Advantage plan; however, SERS maintains a traditional, self-insured preferred provider organization for its non-Medicare retiree population. For both groups, SERS offers a self-insured prescription drug program. Health care is a benefit that is permitted, not mandated, by statute. The financial report of the Plan is included in the SERS Annual Comprehensive Financial Report which can be obtained on SERS' website at www.ohsers.org under Employers/Audit Resources.

Access to health care for retirees and beneficiaries is permitted in accordance with Section 3309 of the Ohio Revised Code. The Health Care Fund was established and is administered in accordance with Internal Revenue Code Section 105(e). SERS' Retirement Board reserves the right to change or discontinue any health plan or program. Active employee members do not contribute to the Health Care Plan. The SERS Retirement Board established the rules for the premiums paid by the retirees for health care coverage for themselves and their dependents or for their surviving beneficiaries. Premiums vary depending on the plan selected, qualified years of service, Medicare eligibility, and retirement status.

Funding Policy - State statute permits SERS to fund the health care benefits through employer contributions. Each year, after the allocation for statutorily required pensions and benefits, the Retirement Board may allocate the remainder of the employer contribution of 14 percent of covered payroll to the Health Care Fund in accordance with the funding policy. For fiscal year 2022, there was no contribution made to health care. A health care surcharge on employers is collected for employees earning less than an actuarially determined minimum compensation amount, pro-rated if less than a full year of service credit was earned. For fiscal year 2022, this amount was \$25,000.

**CLEARVIEW LOCAL SCHOOL DISTRICT
NOTES TO THE BASIC FINANCIAL STATEMENTS**

FOR THE FISCAL YEAR ENDED JUNE 30, 2022

NOTE 15 - DEFINED BENEFIT OPEB PLANS (continued)

B. SCHOOL EMPLOYEES' RETIREMENT SYSTEM (SERS) (Continued)

Statutes provide that no employer shall pay a health care surcharge greater than 2 percent of that employer's SERS-covered payroll; nor may SERS collect in aggregate more than 1.5 percent of the total statewide SERS-covered payroll for the health care surcharge.

The surcharge is the total amount assigned to the Health Care Fund. The School District's contractually required contribution to SERS was \$40,733 for fiscal year 2022.

C. STATE TEACHERS' RETIREMENT SYSTEM (STRS)

Plan Description – The State Teachers Retirement System of Ohio (STRS) administers a cost-sharing Health Plan administered for eligible retirees who participated in the defined benefit or combined pension plans offered by STRS. Ohio law authorizes STRS to offer this plan. Benefits include hospitalization, physicians' fees, prescription drugs and partial reimbursement of monthly Medicare Part B premiums. Medicare Part B premium reimbursements will be discontinued effective January 1, 2020. The Plan is included in the report of STRS which can be obtained by visiting www.strsoh.org or by calling (888) 227-7877.

Funding Policy – Ohio Revised Code Chapter 3307 authorizes STRS to offer the Plan and gives the Retirement Board discretionary authority over how much, if any, of the health care costs will be absorbed by STRS. Active employee members do not contribute to the Health Care Plan. Nearly all health care plan enrollees, for the most recent year, pay a portion of the health care costs in the form of a monthly premium. Under Ohio law, funding for post-employment health care may be deducted from employer contributions, currently 14 percent of covered payroll. For the fiscal year ended June 30, 2022, STRS did not allocate any employer contributions to post-employment health care.

D. NET OPEB LIABILITY/ASSET

The net OPEB liability and net OPEB asset were measured as of June 30, 2021, and the total OPEB liability and asset used to calculate the net OPEB liability and net OPEB asset were determined by an actuarial valuation as of that date. The School District's proportion of the net OPEB liability and net OPEB asset were based on the School District's share of contributions to the respective retirement systems relative to the contributions of all participating entities. Following is information related to the proportionate share and OPEB expense:

	<u>SERS</u>	<u>STRS</u>	<u>Total</u>
Proportion of the Net OPEB Liability/asset Prior Measurement Date	0.0634324%	0.06464704%	
Proportion of the Net OPEB Liability/asset Current Measurement Date	<u>0.0647205%</u>	<u>0.06795122%</u>	
Change in Proportionate Share	<u>0.0012881%</u>	<u>0.00330418%</u>	
Proportionate Share of the Net OPEB Liability/(asset)	\$ 1,224,889	\$ (1,432,696)	\$ (207,807)

**CLEARVIEW LOCAL SCHOOL DISTRICT
NOTES TO THE BASIC FINANCIAL STATEMENTS**

FOR THE FISCAL YEAR ENDED JUNE 30, 2022

NOTE 15 - DEFINED BENEFIT OPEB PLANS (continued)

D. NET OPEB LIABILITY/ASSET (continued)

Actuarial Assumptions - SERS

The total OPEB liability is determined by SERS' actuaries in accordance with GASB Statement No. 74, as part of their annual actuarial valuation for each retirement plan. Actuarial valuations of an ongoing plan involve estimates of the value of reported amounts (e.g., salaries, credited service) and assumptions about the probability of occurrence of events far into the future (e.g., mortality, disabilities, retirements, employment terminations).

Actuarially determined amounts are subject to continual review and potential modifications, as actual results are compared with past expectations and new estimates are made about the future.

Projections of benefits for financial reporting purposes are based on the substantive plan (the plan as understood by the employers and plan members) and include the types of benefits provided at the time of each valuation and the historical pattern of sharing benefit costs between the employers and plan members to that point. The projection of benefits for financial reporting purposes does not explicitly incorporate the potential effects of legal or contractual funding limitations.

Actuarial calculations reflect a long-term perspective. For a newly hired employee, actuarial calculations will take into account the employee's entire career with the employer and also take into consideration the benefits, if any, paid to the employee after termination of employment until the death of the employee and any applicable contingent annuitant. In many cases, actuarial calculations reflect several decades of service with the employer and the payment of benefits after termination.

Key methods and assumptions used in calculating the total OPEB liability in the latest actuarial valuation date of June 30, 2021, are presented below:

Wage Inflation	2.40 percent
Future Salary Increases, including inflation	3.25 percent to 13.58 percent
Investment Rate of Return	7.00 percent net of investments expense, including inflation
Municipal Bond Index Rate:	
Measurement Date	1.92 percent
Prior Measurement Date	2.45 percent
Single Equivalent Interest Rate, net of plan investment expense, including price inflation	
Measurement Date	2.27 percent
Prior Measurement Date	2.63 percent
Medical Trend Assumption	
Medicare	5.125 to 4.400 percent
Pre-Medicare	6.750 to 4.400 percent

**CLEARVIEW LOCAL SCHOOL DISTRICT
NOTES TO THE BASIC FINANCIAL STATEMENTS**

FOR THE FISCAL YEAR ENDED JUNE 30, 2022

NOTE 15 - DEFINED BENEFIT OPEB PLANS (continued)

D. NET OPEB LIABILITY/ASSET (continued)

Base Mortality: Healthy Retirees - PUB-2010 General Employee Amount Weighted Below Median Healthy Retiree mortality table projected to 2017 with ages set forward 1 year and adjusted 94.20% for males and set forward 2 years and adjusted 81.35% for females. Disabled Retirees - PUB-2010 General Disabled Retiree mortality table projected to 2017 with ages set forward 5 years and adjusted 103.3% for males and set forward 3 years and adjusted 106.8% for females. Contingent Survivors - PUB-2010 General Amount Weighted Below Median Contingent Survivor mortality table projected to 2017 with ages set forward 1 year and adjusted 105.5% for males and adjusted 122.5% for females. Actives - PUB-2010 General Amount Weighted Below Median Employee mortality table.

The most recent experience study was completed for the five-year period ended June 30, 2020.

The long-term expected rate of return on plan assets is reviewed as part of the actuarial five-year experience study. The most recent study covers fiscal years 2015 through 2020, and was adopted by the Board in 2021. Several factors are considered in evaluating the long-term rate of return assumption including long-term historical data, estimates inherent in current market data, and a log-normal distribution analysis in which best-estimate ranges of expected future real rates of return were developed by the investment consultant for each major asset class. These ranges were combined to produce the long-term expected rate of return, 7.00 percent, by weighting the expected future real rates of return by the target asset allocation percentage and then adding expected inflation. The capital market assumptions developed by the investment consultant are intended for use over a 10-year horizon and may not be useful in setting the long-term rate of return for funding pension plans which covers a longer timeframe. The assumption is intended to be a long-term assumption and is not expected to change absent a significant change in the asset allocation, a change in the inflation assumption, or a fundamental change in the market that alters expected returns in future years.

The target asset allocation and best estimates of arithmetic real rates of return for each major asset class, as used in the June 30, 2020 five-year experience study, are summarized as follows:

<u>Asset Class</u>	<u>Target Allocation</u>	<u>Long-Term Expected Real Rate of Return</u>
Cash	2.00 %	(0.33) %
US Equity	24.75	5.72
Non-US Equity Developed	13.50	6.55
Non-US Equity Emerging	6.75	8.54
Fixed Income/Global Bonds	19.00	1.14
Private Equity	11.00	10.03
Real Estate/Real Assets	16.00	5.41
Multi-Asset Strategy	4.00	3.47
Private Debt/Private Credit	3.00	5.28
Total	<u>100.00 %</u>	

**CLEARVIEW LOCAL SCHOOL DISTRICT
NOTES TO THE BASIC FINANCIAL STATEMENTS**

FOR THE FISCAL YEAR ENDED JUNE 30, 2022

NOTE 15 - DEFINED BENEFIT OPEB PLANS (continued)

D. NET OPEB LIABILITY/ASSET (continued)

Discount Rate The discount rate used to measure the total OPEB liability at June 30, 2021 was 2.27 percent. The discount rate used to measure total OPEB liability prior to June 30, 2021 was 2.63 percent. The projection of cash flows used to determine the discount rate assumed that contributions will be made from members and the System at the state statute contribution rate of 1.50 percent of projected covered employee payroll each year, which includes a 1.50 percent payroll surcharge and no contributions from the basic benefits plan. Based on these assumptions, the OPEB plan’s fiduciary net position was projected to become insufficient to make future benefit payments of current System members by SERS actuaries. The Municipal Bond Index Rate is used in the determination for the SEIR for both the June 30, 2020 and the June 30, 2021 total OPEB liability. The Municipal Bond Index rate is the single rate that will generate a present value of benefit payments equal to the sum of the present value determined by the long-term expected rate of return, and the present value determined by discounting those benefits after the date of depletion. The Municipal Bond Index rate is 1.92% at June 30, 2021 and 2.45% at June 30, 2020.

Sensitivity of the School District's Proportionate Share of the Net OPEB Liability to Changes in the Discount Rate and Changes in the Health Care Cost Trend Rates The net OPEB liability is sensitive to changes in the discount rate and the health care cost trend rate. The following table presents the net OPEB liability of SERS, what SERS' net OPEB liability would be if it were calculated using a discount rate that is 1 percentage point lower (1.27%) and higher (3.27%) than the current discount rate (2.27%). Also shown is what SERS' net OPEB liability would be based on health care cost trend rates that are 1 percentage point lower (5.75% decreasing to 3.40%) and higher (7.75% decreasing to 5.40%) than the current rate.

	1% Decrease (1.27%)	Current Discount Rate (2.27%)	1% Increase (3.27%)
School District's proportionate share of the net OPEB liability	\$ 1,517,785	\$ 1,224,889	\$ 990,902
	1% Decrease (5.75% decreasing to 3.40%)	Current Trend Rate (6.75 % decreasing to 4.40%)	1% Increase (7.75 % decreasing to 5.40%)
School District's proportionate share of the net OPEB liability	\$ 943,064	\$ 1,224,889	\$ 1,601,320

The United States and the State of Ohio declared a state of emergency in March 2020 due to the COVID-19 pandemic. The financial impact of COVID-19 and the continuing emergency measures may impact subsequent periods of SERS, including the fair value of SERS’ investment portfolio. However, because the values of individual investments fluctuate with market conditions, and due to market volatility, the amount of losses that may be recognized in subsequent periods cannot be determined with half of the fiscal year remaining. In addition, the impact on SERS’ future operating costs, revenues, and any recovery from emergency funding, either federal or state, cannot be estimated.

**CLEARVIEW LOCAL SCHOOL DISTRICT
NOTES TO THE BASIC FINANCIAL STATEMENTS**

FOR THE FISCAL YEAR ENDED JUNE 30, 2022

NOTE 15 - DEFINED BENEFIT OPEB PLANS (continued)

D. NET OPEB LIABILITY/ASSET (continued)

Actuarial Assumptions - STRS

Key methods and assumptions used in the latest actuarial valuation, reflecting experience study results used in the June 30, 2021, actuarial valuation is presented below:

Projected salary increases	12.50 percent at age 20 to 2.50 percent at age 65	
Investment Rate of Return	7.00 percent, net of investment expenses, including inflation	
Payroll Increases	3 percent	
Cost-of-Living Adjustments	0 percent	
Inflation	2.50 percent	
Discount Rate of Return	7.00 percent	
Health Care Cost Trends	Initial	Ultimate
Medical		
Pre-Medicare	4.93 percent	4.00 percent
Medicare	-16.18 percent	4.00 percent
Prescription Drug		
Pre-Medicare	6.33 percent	4.00 percent
Medicare	29.98 percent	4.00 percent

Projections of benefits include the historical pattern of sharing benefit costs between the employers and retired plan members.

For healthy retirees the mortality rates are based on the RP-2014 Annuitant Mortality Table with 50 percent of rates through age 69, 70 percent of rates between ages 70 and 79, 90 percent of rates between ages 80 and 84, and 100 percent of rates thereafter, projected forward generationally using mortality improvement scale MP-2016. For disabled retirees, mortality rates are based on the RP-2014 Disabled Mortality Table with 90 percent of rates for males and 100 percent of rates for females, projected forward generationally using mortality improvement scale MP-2016.

Actuarial assumptions used in the June 30, 2021; valuation is based on the results of an actuarial experience study for the period July 1, 2011 through June 30, 2016.

STRS' investment consultant develops an estimate range for the investment return assumption based on the target allocation adopted by the Retirement Board. The target allocation and long-term expected rate of return for each major asset class are summarized as follows:

**CLEARVIEW LOCAL SCHOOL DISTRICT
NOTES TO THE BASIC FINANCIAL STATEMENTS**

FOR THE FISCAL YEAR ENDED JUNE 30, 2022

NOTE 15 - DEFINED BENEFIT OPEB PLANS (continued)

D. NET OPEB LIABILITY/ASSET (continued)

<u>Asset Class</u>	<u>Target Allocation</u>	<u>Long-Term Expected Rate of Return *</u>
Domestic Equity	28.00 %	7.35 %
International Equity	23.00	7.55
Alternatives	17.00	7.09
Fixed Income	21.00	3.00
Real Estate	10.00	6.00
Liquidity Reserves	1.00	2.25
Total	100.00 %	

* 10 year annualized geometric nominal returns, which include the real rate of return and inflation of 2.25 percent and does not include investment expenses. Over a 30-year period, STRS' investment consultant indicates that the above target allocations should generate a return above the actual rate of return, without net value added by management.

Discount Rate The discount rate used to measure the total OPEB liability was 7.00 percent as of June 30, 2021. The projection of cash flows used to determine the discount rate assumes STRS Ohio continues to allocate no employer contributions to the health care fund. Based on these assumptions, the OPEB plan's fiduciary net position was projected to be available to make all projected future benefit payments to current plan members. Therefore, the long-term expected rate of return on health care plan investments of 7.00 percent was used to measure the total OPEB liability as of June 30, 2021.

Sensitivity of the School District's Proportionate Share of the Net OPEB Asset to Changes in the Discount and Health Care Cost Trend Rate The following table represents the net OPEB asset as of June 30, 2021, calculated using the current period discount rate assumption of 7.00 percent, as well as what the net OPEB asset would be if it were calculated using a discount rate that is one percentage point lower (6.00 percent) or one percentage point higher (8.00 percent) than the current assumption. Also shown is the net OPEB asset as if it were calculated using health care cost trend rates that are one percentage point lower or one percentage point higher than the current health care cost trend rates.

	<u>1% Decrease (6.00%)</u>	<u>Current Discount Rate (7.00%)</u>	<u>1% Increase (8.00%)</u>
School District's proportionate share of the net OPEB asset	\$ 1,208,974	\$ 1,432,696	\$ 1,619,582
		<u>Current Trend Rate</u>	<u>1% Increase</u>
School District's proportionate share of the net OPEB asset	\$ 1,612,009	\$ 1,432,696	\$ 1,210,958

**CLEARVIEW LOCAL SCHOOL DISTRICT
NOTES TO THE BASIC FINANCIAL STATEMENTS
FOR THE FISCAL YEAR ENDED JUNE 30, 2022**

NOTE 16- CONTINGENCIES

A. GRANTS

The School District received financial assistance from federal and state agencies in the form of grants. The expenditure of funds received under these programs generally requires compliance with terms and conditions specified in the grant agreements and is subject to audit by the grantor agencies. Any disallowed claims resulting from such audits could become the responsibility of the General Fund or other applicable funds. However, in the opinion of management, it is not anticipated that any such disallowed claims will not have a material adverse effect on the overall financial position of the School District at June 30, 2022.

B. STATE FOUNDATION FUNDING

School District foundation funding is based on the annualized full-time equivalent (FTE) enrollment of each student. The Ohio Department of Education (ODE) is legislatively required to adjust/reconcile funding as enrollment information is updated by schools throughout the State, which can extend past the fiscal year end. As of the date of this report, ODE has not finalized the impact of enrollment adjustments to the June 30, 2022 foundation funding for the District; therefore, the financial statement impact is not determinable at this time.

NOTE 17 – COMMITMENTS

At June 30, 2022 the School District had the following encumbrance commitments:

	Outstanding Encumbrances
General Fund	\$ 4,323,137
Nonmajor governmental funds	1,335,923
	\$ 5,659,060

NOTE 18 – COMPLIANCE

Ohio Administrative Code Section 117-2-03 (B) requires the School District to prepare its annual financial report in accordance with generally accepted accounting principles. However, the School District prepared its financial statements on a cash basis, which is a comprehensive basis of accounting other than accounting principles generally accepted in the United States of America. The accompanying financial statements omit certain assets, liabilities, deferred outflows/inflows of resources, net position/fund balances, and disclosures that, while material, cannot be determined at this time. The School District can be fined and various other administrative remedies may be taken against the School District.

**CLEARVIEW LOCAL SCHOOL DISTRICT
NOTES TO THE BASIC FINANCIAL STATEMENTS
FOR THE FISCAL YEAR ENDED JUNE 30, 2022**

NOTE 19 – COVID-19

The United States and the State of Ohio declared a state of emergency in March 2020 due to the COVID-19 pandemic. Ohio's state of emergency ended in June, 2021 while the national state of emergency continues. During 2022, the School District received COVID-19 funding. The financial impact of COVID-19 and the continuing emergency measures will impact subsequent periods of the School District. The impact on the School District's future operating costs, revenues, and additional recovery from emergency funding, either federal or state, cannot be estimated.

**CLEARVIEW LOCAL SCHOOL DISTRICT
LORAIN COUNTY, OHIO
SCHEDULE OF EXPENDITURES OF FEDERAL AWARDS
FOR THE FISCAL YEAR ENDED JUNE 30, 2022**

Federal Grantor/ Pass-Through Grantor/ Program or Cluster Title	Assistance Listing Number	Expenditures	Non-Cash Expenditures
<u>U.S. Department of Agriculture</u>			
<i>Passed through Ohio Department of Education</i>			
Child Nutrition Cluster:			
School Breakfast Program	10.553	\$ 251,628	\$ 0
National School Lunch Program	10.555	722,115	77,819
COVID-19 - National School Lunch Program	10.555	49,712	0
Total Child Nutrition Cluster		<u>1,023,455</u>	<u>77,819</u>
Pandemic EBT Administrative Costs	10.649	3,063	0
Total U.S. Department of Agriculture		<u>1,026,518</u>	<u>77,819</u>
<u>U.S. Department of Education</u>			
<i>Passed through Ohio Department of Education</i>			
Title I - Grants to Local Educational Agencies	84.010	383,165	0
Title I - Grants to Local Educational Agencies - Non-competitive - Expanding Opportunities for Each Child	84.010A	11,531	0
Title I - Grants to Local Educational Agencies - Non-competitive - Supplemental School Improvement Funds	84.010A	20,025	0
<i>Total ALN #84.010</i>		<u>414,721</u>	<u>0</u>
Special Education Cluster (IDEA):			
Special Education - Grants to States	84.027	327,815	0
Special Education Preschool Grants - Restoration	84.173A	799	0
Total Special Education Cluster		<u>328,614</u>	<u>0</u>
Improving Teacher Quality State Grants	84.367	80,534	0
Student Support and Academic Enrichment Program	84.424	27,729	0
Education Stabilization Fund:			
COVID-19 - ESSER II	84.425D	1,270,519	0
COVID-19 - ARP ESSER	84.425U	731,565	0
<i>Total ALN #84.425</i>		<u>2,002,084</u>	<u>0</u>
English Language Acquisition State Grants	84.365	8,013	0
Total U.S. Department of Education		<u>2,861,695</u>	<u>0</u>
TOTAL EXPENDITURES OF FEDERAL AWARDS		<u>\$ 3,888,213</u>	<u>\$ 77,819</u>

See accompanying notes to the Schedule of Expenditures of Federal Awards.

**CLEARVIEW LOCAL SCHOOL DISTRICT
LORAIN COUNTY, OHIO
NOTES TO THE SCHEDULE OF EXPENDITURES OF FEDERAL AWARDS
FOR THE FISCAL YEAR ENDED JUNE 30, 2022**

NOTE 1: BASIS OF PRESENTATION

The accompanying Schedule of Expenditures of Federal Awards (the Schedule) includes the federal award activity of Clearview Local School District under programs of the federal government for the year ended June 30, 2022. The information in this Schedule is presented in accordance with the requirements of Title 2 U.S. Code of Federal Regulations (CFR) Part 200, *Uniform Administrative Requirements, Cost Principles, and Audit Requirements for Federal Awards* (Uniform Guidance). Because the Schedule presents only a selected portion of the operations of the Clearview Local School District, it is not intended to and does not present the financial position or changes in net position of the Clearview Local School District.

NOTE 2: SUMMARY OF SIGNIFICANT ACCOUNTING POLICIES

Expenditures reported on the Schedule are reported on the cash basis of accounting. Such expenditures are recognized following the cost principles contained in the Uniform Guidance, wherein certain types of expenditures are not allowable or are limited as to reimbursement.

NOTE 3: INDIRECT COST RATE

Clearview Local School District has elected not to use the 10 percent de minimis indirect cost rate allowed under the Uniform Guidance.

NOTE 4: CHILD NUTRITION CLUSTER

Cash receipts from the U.S. Department of Agriculture are commingled with State grants. It is assumed federal monies are expended first.

NOTE 5: FOOD DONATION PROGRAM

Program regulations do not require the District to maintain separate inventory records for purchased food and food received from the U.S. Department of Agriculture. This non-monetary assistance (expenditures) is reported in the Schedule at the fair value of the commodities received.

**INDEPENDENT AUDITOR'S REPORT ON INTERNAL CONTROL OVER
FINANCIAL REPORTING AND ON COMPLIANCE AND OTHER MATTERS
BASED ON AN AUDIT PERFORMED IN ACCORDANCE WITH
GOVERNMENT AUDITING STANDARDS**

Members of the Board of Education
Clearview Local School District
Lorain, Ohio

The Honorable Keith Faber
Auditor of State
State of Ohio

We have audited, in accordance with the auditing standards generally accepted in the United States of America and the standards applicable to financial audits contained in *Government Auditing Standards* issued by the Comptroller General of the United States, the financial statements of the governmental activities, each major fund, and the aggregate remaining fund information of the Clearview Local School District, Lorain County, Ohio (the District), as of and for the year ended June 30, 2022, and the related notes to the financial statements, which collectively comprise the District's basic financial statements and have issued our report thereon dated December 16, 2022, wherein we noted that the District uses a comprehensive basis of accounting other than accounting principles generally accepted in the United States of America. We also noted the financial impact of COVID-19, and the continuing emergency measures may impact subsequent periods of the District.

Report on Internal Control Over Financial Reporting

In planning and performing our audit of the financial statements, we considered the District's internal control over financial reporting (internal control) to determine the audit procedures that are appropriate in the circumstances for the purpose of expressing our opinions on the financial statements, but not for the purpose of expressing an opinion on the effectiveness of the District's internal control. Accordingly, we do not express an opinion on the effectiveness of the District's internal control.

A *deficiency in internal control* exists when the design or operation of a control does not allow management or employees, in the normal course of performing their assigned functions, to prevent, or detect and correct, misstatements on a timely basis. A *material weakness* is a deficiency, or a combination of deficiencies, in internal control such that there is a reasonable possibility that a material misstatement of the District's financial statements will not be prevented, or detected and corrected on a timely basis. A *significant deficiency* is a deficiency, or a combination of deficiencies, in internal control that is less severe than a material weakness, yet important enough to merit attention by those charged with governance.

Our consideration of internal control was for the limited purpose described in the first paragraph of this section and was not designed to identify all deficiencies in internal control that might be material weaknesses or significant deficiencies. Given these limitations, during our audit we did not identify any deficiencies in internal control that we consider to be material weaknesses. However, material weaknesses or significant deficiencies may exist that have not been identified.

Report on Compliance and Other Matters


As part of obtaining reasonable assurance about whether the District's financial statements are free from material misstatement, we performed tests of its compliance with certain provisions of laws, regulations, contracts, and grant agreements, noncompliance with which could have a direct and material effect on the financial statements. However, providing an opinion on compliance with those provisions was not an objective of our audit, and accordingly, we do not express such an opinion. The results of our tests disclosed an instance of noncompliance or other matters that is required to be reported under *Government Auditing Standards* and which is described in the accompanying Schedule of Findings and Questioned Costs as **Finding 2022-001**.

Clearview Local School District Responses to Findings

Government Auditing Standards requires the auditor to perform limited procedures on the District's response to the finding identified in our audit and described in the accompanying Schedule of Findings and Questioned Costs. The District's response was not subjected to the other auditing procedures applied in the audit of the financial statements and, accordingly, we express no opinion on the response.

Purpose of This Report

The purpose of this report is solely to describe the scope of our testing of internal control and compliance and the results of that testing, and not to provide an opinion on the effectiveness of the District's internal control or on compliance. This report is an integral part of an audit performed in accordance with *Government Auditing Standards* in considering the District's internal control and compliance. Accordingly, this communication is not suitable for any other purpose.



Zupka & Associates
Certified Public Accountants

December 16, 2022

**INDEPENDENT AUDITOR'S REPORT ON COMPLIANCE FOR EACH MAJOR
FEDERAL PROGRAM AND ON INTERNAL CONTROL OVER COMPLIANCE
REQUIRED BY THE UNIFORM GUIDANCE**

Members of the Board of Education
Clearview Local School District
Lorain, Ohio

The Honorable Keith Faber
Auditor of State
State of Ohio

Report on Compliance for Each Major Federal Program

Opinion on Each Major Federal Program

We have audited the Clearview Local School District, Lorain County, Ohio's (the District) compliance with the types of compliance requirements identified as subject to audit in the OMB *Compliance Supplement* that could have a direct and material effect on the District's major federal program for the year ended June 30, 2022. The District's major federal program is identified in the Summary of Auditor's Results Section of the accompanying Schedule of Findings and Questioned Costs.

In our opinion, the Clearview Local School District, Ohio complied, in all material respects, with the types of compliance requirements referred to above that could have a direct and material effect on its major federal program for the year ended June 30, 2022.

Basis for Opinion on Each Major Federal Program

We conducted our audit of compliance in accordance with auditing standards generally accepted in the United States of America (GAAS); the standards applicable to financial audits contained in *Government Auditing Standards* issued by the Comptroller General of the United States (*Government Auditing Standards*); and the audit requirements of Title 2 U.S. *Code of Federal Regulations* Part 200, *Uniform Administrative Requirements for Federal Awards* (Uniform Guidance). Our responsibilities under those standards and the Uniform Guidance are further described in the Auditor's Responsibilities for the Audit of Compliance section of our report.

We are required to be independent of the District and to meet our other ethical responsibilities, in accordance with relevant ethical requirements relating to our audit. We believe that the audit evidence we have obtained is sufficient and appropriate to provide a basis for our opinion on compliance for each major federal program. Our audit does not provide a legal determination of the District's compliance with the compliance requirements referred to above.

Responsibilities of Management for Compliance

Management is responsible for compliance with the requirements referred to above and for the design, implementation, and maintenance of effective internal control over compliance with the requirements of laws, statutes, regulations, rules and provisions of contracts or grant agreements to the District's federal programs.

Auditor's Responsibilities for the Audit of Compliance

Our objectives are to obtain reasonable assurance about whether material noncompliance with the compliance requirements referred to above occurred, whether due to fraud or error, and express an opinion on the District's compliance based on our audit. Reasonable assurance is a high level of assurance but is not absolute assurance and therefore is not a guarantee that an audit conducted in accordance with GAAS, *Government Auditing Standards*, and the Uniform Guidance will always detect material noncompliance when it exists. The risk of not detecting material noncompliance resulting from fraud is higher than for that resulting from error, as fraud may involve collusion, forgery, intentional omissions, misrepresentations, or the override of internal control. Noncompliance with the compliance requirements referred to above is considered material, if there is a substantial likelihood that, individually or in the aggregate, it would influence the judgment made by a reasonable user of the report on compliance about the District's compliance with the requirements of each major federal program as a whole.

In performing an audit in accordance with GAAS, *Government Auditing Standards*, and the Uniform Guidance, we

- exercise professional judgment and maintain professional skepticism throughout the audit.
- identify and assess the risks of material noncompliance, whether due to fraud or error, and design and perform audit procedures responsive to those risks. Such procedures include examining, on a test basis, evidence regarding the District's compliance with the compliance requirements referred to above and performing such other procedures as we considered necessary in the circumstances.
- obtain an understanding of the District's internal control over compliance relevant to the audit in order to design audit procedures that are appropriate in the circumstances and to test and report on internal control over compliance in accordance with the Uniform Guidance, but not for the purpose of expressing an opinion on the effectiveness of the District's internal control over compliance. Accordingly, no such opinion is expressed.

We are required to communicate with those charged with governance regarding, among other matters, the planned scope and timing of the audit and any significant deficiencies and material weaknesses in internal control over compliance that we identified during the audit.

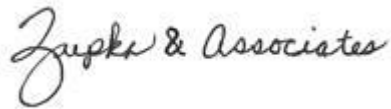
Report on Internal Control Over Compliance

A *deficiency in internal control over compliance* exists when the design or operation of a control over compliance does not allow management or employees, in the normal course of performing their assigned functions, to prevent, or detect and correct, noncompliance with a type of compliance requirement of a federal program on a timely basis. A *material weakness in internal control over compliance* is a deficiency, or combination of deficiencies, in internal control over compliance, such that there is a reasonable possibility that material noncompliance with a type of compliance requirement of a federal program will not be prevented, or detected and corrected, on a timely basis. A *significant deficiency in internal control over compliance* is a deficiency, or a combination of deficiencies, in internal control over compliance with a type of compliance requirement of a federal program that is less severe than a material weakness in internal control over compliance, yet important enough to merit attention by those charged with governance.

Our consideration of internal control over compliance was for the limited purpose described in the Auditor's Responsibilities for the Audit of Compliance section above and was not designed to identify all deficiencies in internal control over compliance that might be material weaknesses or significant deficiencies in internal control over compliance. Given these limitations, during our audit we did not identify any deficiencies in internal control over compliance that we consider to be material weaknesses, as defined above. However, material weaknesses or significant deficiencies in internal control over compliance may exist that were not identified.

Our audit was not designed for the purpose of expressing an opinion on the effectiveness of internal control over compliance. Accordingly, no such opinion is expressed.

The purpose of this report on internal control over compliance is solely to describe the scope of our testing of internal control over compliance and the results of that testing based on the requirements of the Uniform Guidance. Accordingly, this report is not suitable for any other purpose.



Zupka & Associates
Certified Public Accountants

December 16, 2022

**CLEARVIEW LOCAL SCHOOL DISTRICT
LORAIN COUNTY, OHIO
SCHEDULE OF FINDINGS AND QUESTIONED COSTS
FOR THE FISCAL YEAR ENDED JUNE 30, 2022**

1. SUMMARY OF AUDITOR'S RESULTS

2022(i)	Type of Financial Statement Opinion	Unmodified
2022(ii)	Were there any material control weaknesses reported at the financial statement level (GAGAS)?	No
2022(ii)	Were there any significant deficiencies in internal control reported at the financial statement level (GAGAS)?	No
2022(iii)	Was there any reported material noncompliance at the financial statement level (GAGAS)?	Yes
2022(iv)	Were there any material internal control weaknesses reported for major federal programs?	No
2022(iv)	Were there any significant deficiencies in internal control reported for major federal programs?	No
2022(v)	Type of Major Programs' Compliance Opinions	Unmodified
2022(vi)	Are there any reportable findings under 2 CFR 200.516(a)?	No
2022(vii)	Major Programs (list): Education Stabilization Fund: COVID-19 -ESSER II - ALN #84.425D COVID-19 -ARP ESSER - ALN #84.425U	
2022viii)	Dollar Threshold: A/B Program	Type A: \$750,000 Type B: All Others less than \$750,000
2022(ix)	Low Risk Auditee?	No

**CLEARVIEW LOCAL SCHOOL DISTRICT
LORAIN COUNTY, OHIO
SCHEDULE OF FINDINGS AND QUESTIONED COSTS
FOR THE FISCAL YEAR ENDED JUNE 30, 2022
(CONTINUED)**

2. **FINDINGS RELATED TO THE FINANCIAL STATEMENTS REQUIRED TO BE REPORTED IN ACCORDANCE WITH GAGAS**

Finding 2022-001 – Noncompliance Finding – Annual Financial Report

Condition/Criteria

Ohio Revised Code Section 117.38 provides that each public office shall file a financial report for each fiscal year. The Auditor of State may prescribe forms by rule or may issue guidelines, or both, for such reports. If the Auditor of State has not prescribed a rule regarding the form for the report, the public office shall submit its report on the form utilized by the public office. Ohio Administrative Code Section 117-2-03 further clarifies the requirements of Ohio Revised Code Section 117.38.

Ohio Administrative Code Section 117-2-03(B) requires the District to prepare its annual financial report in accordance with accounting principles generally accepted in the United States of America. However, the District prepares its financial statements and notes following the cash basis of accounting. This is a comprehensive basis other than generally accepted accounting principles.

Effect

The accompanying financial statements and footnotes omit assets, liabilities, fund equities, and disclosures that, while material cannot be determined at this time. Pursuant to the Ohio Revised Code Section 117.38, the District may be fined and subject to various other administrative remedies for its failure to file the required financial report within the required time limits.

Recommendation

We recommend the District take the necessary steps to ensure the annual report is prepared in accordance with generally accepted accounting principles.

District Response

GAAP statements have not been filed since the cost of preparing GAAP statements outweighs the benefits. Clearview Local School District does not intend on filing GAAP financial statements.

3. **FINDINGS AND QUESTIONED COSTS FOR FEDERAL AWARDS**

None.

**CLEARVIEW LOCAL SCHOOL DISTRICT
LORAIN COUNTY, OHIO
SCHEDULE OF PRIOR AUDIT FINDINGS AND RECOMMENDATIONS
FOR THE FISCAL YEAR ENDED JUNE 30, 2022**

The prior audit report, as of June 30, 2021, included a noncompliance finding.

Finding Number	Finding Summary	Status	Additional Information
2021-001	Failure to prepare financial statements in accordance with accounting principles generally accepted in the United States of America.	Finding not corrected.	Re-issued as Finding 2022-001

Management letter recommendations have been corrected, repeated, or procedures instituted to prevent occurrences in this audit period.

INDEPENDENT ACCOUNTANT'S REPORT ON APPLYING AGREED-UPON PROCEDURES

Members of the Board of Education
Clearview Local School District
4700 Broadway Avenue
Lorain, Ohio 44052

To the Members of the Board:

Ohio Revised Code Section 117.53 states, "The Auditor of State shall identify whether the school district or community school has adopted an anti-harassment policy in accordance with Section 3313.666 of the Revised Code. This determination shall be recorded in the audit report. The Auditor of State shall not prescribe the content or operation of any anti-harassment policy adopted by a school district or community school."

Accordingly, we have performed the procedures enumerated below solely to assist the Board in evaluating whether the Clearview Local School District, (the District), Lorain County, Ohio, has adopted an anti-harassment policy in accordance with Ohio Revised Code Section 3313.666 for the period ended June 30, 2022. Management is responsible for complying with this requirement.

The Board has agreed to and acknowledged that the procedures performed are appropriate to meet the intended purpose of providing assistance in the evaluation of whether the District has adopted an anti-harassment policy in accordance with Ohio Revised Code § 3313.666. Additionally, the Auditor of State has agreed to and acknowledged that the procedures performed are appropriate to meet their purposes. No other party acknowledged the appropriateness of the procedures. This report may not be suitable for any other purpose. The procedures performed may not address all the items of interest to a user of the report and may not meet the needs of all users of the report and, as such, users are responsible for determining whether the procedures performed are appropriate for their purposes. The sufficiency of these procedures is solely the responsibility of the Board. Consequently; we make no representation regarding the sufficiency of the procedures described below either for the purpose for which this report has been requested or for any other purpose.

1. We observed the Board adopted an anti-harassment policy on November 19, 2012. However, this policy did not include all matters required by Ohio Revised Code § 3313.666.

The Board did not amend its policy to include matters found to be noncompliant during the previous engagement. We noted the Board was previously compliant with all requirements, except the item listed below:

A statement prohibiting students from deliberately making false reports of harassment, intimidation, or bullying and a disciplinary procedure for any student responsible for deliberately making a false report of that nature.

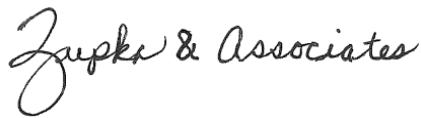
Ohio Revised Code § 3313.666(B) specifies the following requirements must be included in anti-harassment policies. We inspected the policy for proper inclusion of these requirements:

1. A statement prohibiting harassment, intimidation, or bullying of any student on school property, on a school bus, or at school-sponsored events and expressly providing for the possibility of suspension of a student found responsible for harassment, intimidation, or bullying by an electronic act;
2. A definition of harassment, intimidation, or bullying that includes the definition in division (A) of Ohio Revised Code § 3313.666. The act defines that term as “any intentional written, verbal, electronic or physical act that a student has exhibited toward another particular student more than once and the behavior both (1) causes mental or physical harm to the other student, (2) is sufficiently severe, persistent, or pervasive that it creates an intimidating, threatening, or abusive educational environment for the other student,” and violence within a dating relationship.;
3. A procedure for reporting prohibited incidents;
4. A requirement that school personnel report prohibited incidents of which they are aware to the school principal or other administrator designated by the principal;
5. A requirement that the custodial parent or guardian of any student involved in a prohibited incident be notified and, to the extent permitted by section 3319.321 of the Revised Code and the “Family Educational Rights and Privacy Act of 1974,” 88 Stat. 571, 20 U.S.C. 1232q, as amended, have access to any written reports pertaining to the prohibited incident;
6. A procedure for documenting any prohibited incident that is reported;
7. A procedure for responding to and investigating any reported incident;
8. A strategy for protecting a victim from new or additional harassment, intimidation, or bullying, and from retaliation following a report, including a means by which a person may report an incident anonymously;
9. A disciplinary procedure for any student guilty of harassment, intimidation, or bullying, which shall not infringe on any student’s rights under the first amendment to the Constitution of the United States;
10. A statement prohibiting students from deliberately making false reports of harassment, intimidation, or bullying and a disciplinary procedure for any student responsible for deliberately making a false report of that nature;
11. A requirement that the administration semiannually provide the president of the district board a written summary of all reported incidents and post the summary on its web site, if the district has a web site, to the extent permitted by section 3319.321 of the Ohio Revised Code and the “Family Educational Rights and Privacy Act of 1974,” 88 Stat. 571, 20 U.S.C. 1232q, as amended.

Members of the Board of Education
Clearview Local School District
Page 3

We were engaged by the District to perform this agreed-upon procedure engagement and conducted our engagement in accordance with attestation standards established by the AICPA and the Comptroller General of the United States' *Government Auditing Standards*. We were not engaged to and did not conduct an examination or review engagement, the objective of which would be the expression of an opinion or conclusion, respectively, on compliance with the anti-harassment policy. Accordingly, we do not express such an opinion or conclusion. Had we performed additional procedures, other matters might have come to our attention that would have been reported to you.

We are required to be independent of the District and to meet our ethical responsibilities, in accordance with the ethical requirements established by the Comptroller General of the United States' *Government Auditing Standards* related to our agreed upon procedures engagement.

A handwritten signature in cursive script that reads "Zupka & Associates".

Zupka & Associates
Certified Public Accountants

December 16, 2022